

## Stand Activity Summary for Jefferson County Schools

**Filters Applied:** County: Jefferson  
 Client Class: School Trust Land  
 District: Southwest District  
 Client: Jefferson County Schools  
 STR:  
 Activity:  
 Year: 2012 Through 2021

| STR         | Strata | Stand | Activity   | Acre | Est. Cost  | Est. Revenue |
|-------------|--------|-------|--|------|------------|--------------|
| <b>2012</b> |        |       |  |      |            |              |
| 16 8N 2E    | 2      | 1     | Harvest, Mechanical, Thin, Machine, Loblolly               | 111  | \$3,885.00 | \$13,379.94  |
| 16 8N 2E    | 6      | 7     | Harvest, Mechanical, Thin, Machine, Loblolly               | 26   | \$910.00   | \$9,006.92   |
| 16 8N 4E    | 1      | 3     | Harvest, Mechanical, Thin, Machine, Loblolly               | 23   | \$345.00   | \$6,704.96   |
| 16 8N 4E    | 1      | 11    | Harvest, Mechanical, Thin, Machine, Loblolly               | 19   | \$286.65   | \$4,740.04   |
| 16 8N 4E    | 2      | 1     | Fire Protection, Other, Burn, Hand, Fuel Reduction         | 91   | \$3,170.30 | \$0.00       |
| 16 8N 4E    | 2      | 2     | Fire Protection, Other, Burn, Hand, Fuel Reduction         | 83   | \$2,892.40 | \$0.00       |
| 16 8N 4E    | 3      | 4     | Fire Protection, Other, Burn, Hand, Fuel Reduction         | 107  | \$3,745.00 | \$0.00       |
| 16 9N 3E    | 5      | 15    | Fire Protection, Other, Burn, Hand, Fuel Reduction         | 67   | \$1,671.50 | \$0.00       |
| 16 9N 3E    | 6      | 1     | Fire Protection, Other, Burn, Hand, Fuel Reduction         | 80   | \$2,400.00 | \$0.00       |
| 16 9N 3E    | 7      | 2     | Stand Improvement, Chemical, Release, Aerial, Woody Stems  | 6    | \$811.25   | \$0.00       |
| 16 9N 3E    | 7      | 3     | Stand Improvement, Chemical, Release, Aerial, Woody Stems  | 68   | \$8,500.00 | \$0.00       |
| 16 9N 3E    | 7      | 6     | Site Preparation, Chemical, Broadcast, Aerial, Combination | 4    | \$500.00   | \$0.00       |
| 16 9N 3E    | 7      | 8     | Stand Improvement, Chemical, Release, Aerial, Woody Stems  | 12   | \$1,500.00 | \$0.00       |
| 24 10N 1E   | 3      | 1     | Harvest, Mechanical, Thin, Machine, Loblolly               | 7    | \$245.00   | \$6,641.46   |
| 24 10N 1E   | 3      | 2     | Harvest, Mechanical, Thin, Machine, Loblolly               | 54   | \$1,890.00 | \$51,826.50  |
| 44 9N 2E    | 4      | 10    | Harvest, Mechanical, Regeneration, Machine, Loblolly       | 100  | \$3,500.00 | \$120,300.00 |
| 55 10N 2E   | 1      | 11    | Harvest, Mechanical, 1st Thin, Machine, Loblolly           | 88   | \$2,200.00 | \$24,999.92  |
| 55 10N 2E   | 1      | 19    | Harvest, Mechanical, 1st Thin, Machine, Loblolly           | 5    | \$175.00   | \$1,500.00   |

| STR         | Strata | Stand | Activity   | Acre          | Est. Cost   | Est. Revenue |              |
|-------------|--------|-------|--|---------------|-------------|--------------|--------------|
|             |        |       |  | Yearly Totals | 951         | \$38,627.10  | \$239,099.74 |
| <b>2013</b> |        |       |  |               |             |              |              |
| 16 8N 2E    | 6      | 7     | Fire Protection, Other, Burn, Hand, Hazard Mitigation      | 26            | \$780.00    | \$0.00       |              |
| 16 8N 3E    | 1      | 3     | Fire Protection, Other, Burn, Hand, Hazard Mitigation      | 12            | \$360.00    | \$0.00       |              |
| 16 8N 3E    | 1      | 7     | Fire Protection, Other, Burn, Hand, Hazard Mitigation      | 12            | \$360.00    | \$0.00       |              |
| 16 8N 3E    | 1      | 14    | Fire Protection, Other, Burn, Hand, Hazard Mitigation      | 10            | \$194.40    | \$0.00       |              |
| 16 8N 3E    | 4      | 18    | Fire Protection, Other, Burn, Hand, Fuel Reduction         | 42            | \$845.60    | \$0.00       |              |
| 16 8N 3E    | 5      | 19    | Fire Protection, Other, Burn, Hand, Hazard Mitigation      | 16            | \$480.00    | \$0.00       |              |
| 16 8N 3E    | 7      | 4     | Harvest, Mechanical, 1st Thin, Machine, Loblolly           | 10            | \$350.00    | \$3,000.00   |              |
| 16 8N 3E    | 7      | 10    | Harvest, Mechanical, Thin, Machine, Loblolly               | 25            | \$750.00    | \$7,100.00   |              |
| 16 8N 3E    | 7      | 17    | Harvest, Mechanical, Thin, Machine, Loblolly               | 31            | \$1,085.00  | \$7,599.96   |              |
| 16 8N 4E    | 1      | 3     | Fire Protection, Other, Burn, Hand, Hazard Mitigation      | 23            | \$1,840.00  | \$0.00       |              |
| 16 8N 4E    | 1      | 11    | Fire Protection, Other, Burn, Hand, Hazard Mitigation      | 19            | \$1,520.00  | \$0.00       |              |
| 16 8N 4E    | 2      | 1     | Harvest, Mechanical, Regeneration, Machine, Loblolly       | 91            | \$3,185.00  | \$157,066.00 |              |
| 18 9N 1E    | 3      | 10    | Regeneration, Artificial, Plant, Hand, Loblolly            | 106           | \$11,660.00 | \$0.00       |              |
| 18 9N 1E    | 3      | 10    | Site Preparation, Chemical, Broadcast, Aerial, Combination | 106           | \$10,600.00 | \$0.00       |              |
| 18 9N 1E    | 3      | 10    | Site Preparation, Other, Burn, Hand, Cut-Over              | 106           | \$3,180.00  | \$0.00       |              |
| 18 9N 1E    | 8      | 2     | Harvest, Mechanical, Thin, Machine, Loblolly               | 97            | \$1,942.60  | \$34,858.01  |              |
| 35 10N 1W   | 2      | 8     | Harvest, Mechanical, Thin, Machine, Loblolly               | 52            | \$1,820.00  | \$15,600.00  |              |
| 44 9N 2E    | 2      | 12    | Fire Protection, Other, Burn, Hand, Fuel Reduction         | 45            | \$891.60    | \$0.00       |              |
| 44 9N 2E    | 6      | 4     | Site Preparation, Chemical, Broadcast, Aerial, Combination | 54            | \$5,940.00  | \$0.00       |              |
| 44 9N 2E    | 6      | 4     | Site Preparation, Other, Burn, Hand, Debris                | 54            | \$1,614.00  | \$0.00       |              |
| 44 9N 2E    | 6      | 4     | Regeneration, Artificial, Plant, Hand, Loblolly            | 54            | \$5,940.00  | \$0.00       |              |

| STR       | Strata | Stand | Activity   | Acre | Est. Cost  | Est. Revenue |
|-----------|--------|-------|--|------|------------|--------------|
| 51 8N 1W  | 3      | 6     | Site Preparation, Other, Burn, Hand, Cut-Over              | 43   | \$1,290.00 | \$0.00       |
| 51 8N 1W  | 3      | 6     | Regeneration, Artificial, Plant, Hand, Loblolly            | 43   | \$4,730.00 | \$0.00       |
| 51 8N 1W  | 3      | 6     | Site Preparation, Chemical, Broadcast, Aerial, Combination | 43   | \$4,768.50 | \$0.00       |
| 51 8N 1W  | 3      | 10    | Site Preparation, Chemical, Broadcast, Aerial, Combination | 36   | \$4,001.80 | \$0.00       |
| 51 8N 1W  | 3      | 10    | Site Preparation, Other, Burn, Hand, Cut-Over              | 36   | \$1,080.00 | \$0.00       |
| 51 8N 1W  | 3      | 10    | Regeneration, Artificial, Plant, Hand, Loblolly            | 36   | \$3,960.00 | \$0.00       |
| 55 10N 2E | 3      | 21    | Harvest, Mechanical, Regeneration, Machine, Loblolly       | 142  | \$4,970.00 | \$150,662.00 |

Yearly Totals

1.370

\$80.138.50

\$375.885.97

2014

|          |   |    |  |     |             |              |
|----------|---|----|--|-----|-------------|--------------|
| 16 8N 2E | 5 | 15 | Harvest, Mechanical, Regeneration, Machine, Loblolly       | 167 | \$5,845.00  | \$368,736.00 |
| 16 8N 3E | 1 | 3  | Harvest, Mechanical, 1st Thin, Machine, Loblolly           | 12  | \$420.00    | \$3,720.00   |
| 16 8N 3E | 1 | 7  | Harvest, Mechanical, 1st Thin, Machine, Loblolly           | 12  | \$420.00    | \$3,600.00   |
| 16 8N 3E | 1 | 14 | Harvest, Mechanical, Thin, Machine, Loblolly               | 10  | \$350.00    | \$2,126.00   |
| 16 8N 3E | 4 | 18 | Harvest, Mechanical, 1st Thin, Machine, Loblolly           | 42  | \$1,470.00  | \$12,024.18  |
| 16 8N 3E | 5 | 19 | Harvest, Mechanical, 1st Thin, Machine, Loblolly           | 16  | \$560.00    | \$4,200.00   |
| 16 8N 3E | 8 | 15 | Fire Protection, Other, Burn, Hand, Hazard Mitigation      | 8   | \$240.00    | \$0.00       |
| 16 8N 3E | 8 | 16 | Fire Protection, Other, Burn, Hand, Hazard Mitigation      | 22  | \$660.00    | \$0.00       |
| 16 8N 3E | 9 | 23 | Harvest, Mechanical, Thin, Machine, Loblolly               | 95  | \$3,325.00  | \$28,519.95  |
| 16 8N 4E | 2 | 1  | Site Preparation, Chemical, Broadcast, Aerial, Combination | 91  | \$10,010.00 | \$0.00       |
| 16 8N 4E | 2 | 1  | Site Preparation, Other, Burn, Hand, Cut-Over              | 91  | \$2,717.40  | \$0.00       |
| 16 8N 4E | 2 | 1  | Regeneration, Artificial, Plant, Hand, Loblolly            | 91  | \$9,963.80  | \$0.00       |
| 16 9N 3E | 1 | 10 | Harvest, Mechanical, Regeneration, Machine, Loblolly       | 102 | \$3,570.00  | \$166,770.00 |
| 16 9N 3E | 3 | 12 | Harvest, Mechanical, Thin, Machine, Loblolly               | 87  | \$3,045.00  | \$32,199.57  |

| STR       | Strata | Stand | Activity   | Acre | Est. Cost   | Est. Revenue |
|-----------|--------|-------|--|------|-------------|--------------|
| 16 9N 4E  | 3      | 8     | Harvest, Mechanical, 1st Thin, Machine, Loblolly           | 6    | \$210.00    | \$1,800.00   |
| 16 9N 4E  | 3      | 13    | Harvest, Mechanical, 1st Thin, Machine, Loblolly           | 1    | \$20.00     | \$231.48     |
| 16 9N 4E  | 3      | 15    | Harvest, Mechanical, 1st Thin, Machine, Loblolly           | 1    | \$20.00     | \$231.48     |
| 16 9N 4E  | 3      | 17    | Harvest, Mechanical, 1st Thin, Machine, Loblolly           | 53   | \$1,068.60  | \$12,367.98  |
| 16 9N 4E  | 6      | 12    | Harvest, Mechanical, Thin, Machine, Loblolly               | 6    | \$210.00    | \$1,380.00   |
| 16 9N 4E  | 7      | 11    | Harvest, Mechanical, 1st Thin, Machine, Loblolly           | 8    | \$280.00    | \$2,400.00   |
| 18 9N 1E  | 2      | 14    | Harvest, Mechanical, Thin, Machine, Loblolly               | 85   | \$1,700.00  | \$34,646.00  |
| 36 9N 2E  | 1      | 1     | Harvest, Mechanical, Thin, Machine, Loblolly               | 184  | \$6,440.00  | \$50,009.36  |
| 44 9N 2E  | 1      | 7     | Harvest, Mechanical, 1st Thin, Machine, Loblolly           | 93   | \$3,255.00  | \$26,999.76  |
| 44 9N 2E  | 2      | 12    | Harvest, Mechanical, Thin, Machine, Loblolly               | 45   | \$900.00    | \$6,944.40   |
| 44 9N 2E  | 3      | 15    | Harvest, Mechanical, Thin, Machine, Loblolly               | 33   | \$1,155.00  | \$9,900.00   |
| 44 9N 2E  | 4      | 10    | Site Preparation, Other, Burn, Hand, Debris                | 100  | \$3,000.00  | \$0.00       |
| 44 9N 2E  | 4      | 10    | Site Preparation, Chemical, Broadcast, Aerial, Combination | 100  | \$11,000.00 | \$0.00       |
| 44 9N 2E  | 4      | 10    | Regeneration, Artificial, Plant, Hand, Loblolly            | 100  | \$11,000.00 | \$0.00       |
| 55 10N 2E | 1      | 11    | Fire Protection, Other, Burn, Hand, Hazard Mitigation      | 88   | \$1,764.60  | \$0.00       |
| 55 10N 2E | 1      | 19    | Fire Protection, Other, Burn, Hand, Hazard Mitigation      | 5    | \$109.60    | \$0.00       |

|                      |              |                    |                     |
|----------------------|--------------|--------------------|---------------------|
| <b>Yearly Totals</b> | <b>1.754</b> | <b>\$84,729.00</b> | <b>\$768,806.16</b> |
|----------------------|--------------|--------------------|---------------------|

## 2015

|          |   |    |   |     |            |             |
|----------|---|----|---|-----|------------|-------------|
| 16 8N 2E | 2 | 1  | Fire Protection, Other, Burn, Hand, Hazard Mitigation | 111 | \$3,330.00 | \$0.00      |
| 16 8N 2E | 5 | 15 | Site Preparation, Other, Burn, Hand, Cut-Over         | 167 | \$5,010.00 | \$0.00      |
| 16 8N 3E | 2 | 22 | Fire Protection, Other, Burn, Hand, Hazard Mitigation | 103 | \$3,090.00 | \$0.00      |
| 16 8N 3E | 6 | 21 | Harvest, Mechanical, 2nd Thin, Machine, Loblolly      | 18  | \$540.00   | \$10,000.26 |
| 16 8N 3E | 8 | 15 | Harvest, Mechanical, Thin, Machine, Loblolly          | 8   | \$280.00   | \$575.04    |

| STR         | Strata | Stand | Activity   | Acre                 | Est. Cost    | Est. Revenue       |                     |
|-------------|--------|-------|--|----------------------|--------------|--------------------|---------------------|
| 16 8N 3E    | 8      | 16    | Harvest, Mechanical, Thin, Machine, Loblolly               | 22                   | \$770.00     | \$11,742.06        |                     |
| 16 8N 3E    | 9      | 23    | Fire Protection, Other, Burn, Hand, Hazard Mitigation      | 95                   | \$2,850.00   | \$0.00             |                     |
| 16 8N 4E    | 2      | 2     | Harvest, Mechanical, Regeneration, Machine, Loblolly       | 83                   | \$2,905.00   | \$156,953.00       |                     |
| 16 10N 3E   | 1      | 2     | Harvest, Mechanical, Thin, Machine, Loblolly               | 54                   | \$1,890.00   | \$16,000.20        |                     |
| 16 10N 3E   | 1      | 4     | Harvest, Mechanical, Thin, Machine, Loblolly               | 7                    | \$245.00     | \$2,100.00         |                     |
| 18 9N 1E    | 2      | 14    | Fire Protection, Other, Burn, Hand, Fuel Reduction         | 85                   | \$2,550.00   | \$0.00             |                     |
| 36 9N 2E    | 1      | 1     | Vegetation Control, Chemical, Broadcast, Machine, Woody    | 184                  | \$13,800.00  | \$0.00             |                     |
| 51 8N 1W    | 1      | 1     | Harvest, Mechanical, 1st Thin, Machine, Loblolly           | 13                   | \$390.00     | \$3,900.00         |                     |
| 51 8N 1W    | 1      | 8     | Harvest, Mechanical, 1st Thin, Machine, Loblolly           | 32                   | \$960.00     | \$9,600.00         |                     |
| 55 10N 2E   | 3      | 21    | Fire Protection, Other, Burn, Hand, Fuel Reduction         | 142                  | \$4,260.00   | \$0.00             |                     |
| 55 10N 2E   | 3      | 21    | Regeneration, Artificial, Plant, Hand, Loblolly            | 142                  | \$15,620.00  | \$0.00             |                     |
| 55 10N 2E   | 3      | 21    | Site Preparation, Chemical, Broadcast, Aerial, Woody       | 142                  | \$15,620.00  | \$0.00             |                     |
| 55 10N 2E   | 4      | 6     | Harvest, Mechanical, Thin, Machine, Loblolly               | 161                  | \$5,635.00   | \$72,686.67        |                     |
| 55 10N 2E   | 5      | 8     | Harvest, Mechanical, Thin, Machine, Loblolly               | 97                   | \$4,850.00   | \$55,969.00        |                     |
|             |        |       |  | <b>Yearly Totals</b> | <b>1.666</b> | <b>\$84,595.00</b> | <b>\$339,526.23</b> |
| <b>2016</b> |        |       |  |                      |              |                    |                     |
| 16 8N 2E    | 5      | 15    | Site Preparation, Chemical, Broadcast, Aerial, Combination | 167                  | \$18,370.00  | \$0.00             |                     |
| 16 8N 2E    | 5      | 15    | Regeneration, Artificial, Plant, Hand, Loblolly            | 167                  | \$18,370.00  | \$0.00             |                     |
| 16 8N 2E    | 7      | 6     | Harvest, Mechanical, Thin, Machine, Loblolly               | 71                   | \$2,485.00   | \$24,041.31        |                     |
| 16 8N 3E    | 2      | 22    | Harvest, Mechanical, Regeneration, Machine, Loblolly       | 103                  | \$3,605.00   | \$192,336.02       |                     |
| 16 8N 4E    | 2      | 2     | Regeneration, Artificial, Plant, Hand, Loblolly            | 83                   | \$9,130.00   | \$0.00             |                     |
| 16 8N 4E    | 2      | 2     | Site Preparation, Chemical, Broadcast, Aerial, Woody       | 83                   | \$9,130.00   | \$0.00             |                     |
| 16 8N 4E    | 2      | 2     | Site Preparation, Other, Burn, Hand, Cut-Over              | 83                   | \$2,490.00   | \$0.00             |                     |

| STR      | Strata | Stand | Activity  | Acre | Est. Cost   | Est. Revenue |
|----------|--------|-------|---|------|-------------|--------------|
| 16 8N 4E | 3      | 4     | Fire Protection, Other, Burn, Hand, Hazard Mitigation       | 107  | \$3,210.00  | \$0.00       |
| 16 8N 4E | 6      | 8     | Harvest, Mechanical, Thin, Machine, Loblolly                | 67   | \$2,345.00  | \$23,716.66  |
| 16 8N 4E | 6      | 9     | Harvest, Mechanical, Thin, Machine, Loblolly                | 26   | \$780.00    | \$9,231.82   |
| 16 9N 3E | 1      | 10    | Site Preparation, Other, Burn, Hand, Debris                 | 102  | \$3,060.00  | \$0.00       |
| 16 9N 3E | 1      | 10    | Site Preparation, Chemical, Broadcast, Machine, Combination | 102  | \$11,220.00 | \$0.00       |
| 16 9N 3E | 1      | 10    | Regeneration, Artificial, Plant, Hand, Loblolly             | 102  | \$11,220.00 | \$0.00       |
| 16 9N 3E | 2      | 5     | Harvest, Mechanical, 2nd Thin, Machine, Loblolly            | 22   | \$770.00    | \$12,200.10  |
| 16 9N 3E | 2      | 9     | Harvest, Mechanical, Thin, Machine, Loblolly                | 10   | \$350.00    | \$5,900.00   |
| 16 9N 3E | 2      | 13    | Harvest, Mechanical, 2nd Thin, Machine, Loblolly            | 27   | \$945.00    | \$14,599.98  |
| 16 9N 3E | 2      | 17    | Harvest, Mechanical, Thin, Machine, Loblolly                | 17   | \$595.00    | \$8,197.74   |
| 16 9N 3E | 2      | 18    | Harvest, Mechanical, Thin, Machine, Loblolly                | 10   | \$360.15    | \$4,962.04   |
| 16 9N 3E | 2      | 19    | Harvest, Mechanical, Thin, Machine, Loblolly                | 8    | \$296.10    | \$4,079.58   |
| 16 9N 3E | 2      | 20    | Harvest, Mechanical, Thin, Machine, Loblolly                | 2    | \$70.00     | \$371.50     |
| 16 9N 4E | 2      | 1     | Harvest, Mechanical, 1st Thin, Machine, Loblolly            | 51   | \$1,020.00  | \$11,574.96  |
| 16 9N 4E | 3      | 8     | Fire Protection, Other, Burn, Hand, Hazard Mitigation       | 6    | \$180.00    | \$0.00       |
| 16 9N 4E | 3      | 13    | Fire Protection, Other, Burn, Hand, Hazard Mitigation       | 1    | \$30.00     | \$0.00       |
| 16 9N 4E | 3      | 15    | Fire Protection, Other, Burn, Hand, Hazard Mitigation       | 1    | \$30.00     | \$0.00       |
| 16 9N 4E | 3      | 17    | Fire Protection, Other, Burn, Hand, Hazard Mitigation       | 53   | \$1,590.00  | \$0.00       |
| 16 9N 4E | 6      | 12    | Fire Protection, Other, Burn, Hand, Hazard Mitigation       | 6    | \$180.00    | \$0.00       |
| 16 9N 4E | 7      | 11    | Fire Protection, Other, Burn, Hand, Hazard Mitigation       | 8    | \$240.00    | \$0.00       |
| 18 9N 1E | 4      | 11    | Harvest, Mechanical, Regeneration, Machine, Loblolly        | 7    | \$295.20    | \$8,243.61   |
| 18 9N 1E | 4      | 13    | Harvest, Mechanical, Regeneration, Machine, Loblolly        | 7    | \$298.80    | \$8,344.14   |
| 18 9N 1E | 6      | 5     | Harvest, Mechanical, Thin, Machine, Loblolly                | 95   | \$4,277.25  | \$85,207.57  |

| STR       | Strata | Stand | Activity   | Acre | Est. Cost  | Est. Revenue |
|-----------|--------|-------|--|------|------------|--------------|
| 24 10N 1E | 1      | 8     | Harvest, Mechanical, Thin, Machine, Loblolly         | 281  | \$9,818.20 | \$80,728.05  |
| 24 10N 1E | 2      | 7     | Harvest, Mechanical, Thin, Machine, Loblolly         | 84   | \$1,677.40 | \$32,021.57  |
| 44 9N 2E  | 1      | 7     | Fire Protection, Other, Burn, Hand, Fuel Reduction   | 93   | \$2,790.00 | \$0.00       |
| 44 9N 2E  | 5      | 8     | Harvest, Mechanical, Regeneration, Machine, Loblolly | 98   | \$6,370.00 | \$123,711.28 |
| 51 9N 1W  | 4      | 8     | Harvest, Mechanical, Thin, Machine, Misc Hardwood    | 32   | \$1,120.00 | \$16,431.36  |
| 51 9N 1W  | 5      | 9     | Harvest, Mechanical, Thin, Machine, Misc Hardwood    | 11   | \$385.00   | \$4,275.26   |
| 51 9N 1W  | 5      | 11    | Harvest, Mechanical, Thin, Machine, Misc Hardwood    | 81   | \$2,835.00 | \$38,466.90  |

Yearly Totals

2.275

\$131,938.10

\$708,641.45

2017

|          |   |    |   |     |             |             |
|----------|---|----|---|-----|-------------|-------------|
| 16 8N 2E | 1 | 2  | Harvest, Mechanical, Regeneration, Machine, Loblolly  | 28  | \$980.00    | \$38,920.00 |
| 16 8N 2E | 1 | 13 | Harvest, Mechanical, Regeneration, Machine, Loblolly  | 25  | \$875.00    | \$37,750.00 |
| 16 8N 2E | 3 | 4  | Harvest, Mechanical, Regeneration, Machine, Loblolly  | 19  | \$665.00    | \$26,752.00 |
| 16 8N 2E | 3 | 10 | Harvest, Mechanical, Regeneration, Machine, Loblolly  | 38  | \$1,330.00  | \$65,792.06 |
| 16 8N 2E | 6 | 7  | Fire Protection, Other, Burn, Hand, Hazard Mitigation | 26  | \$780.00    | \$0.00      |
| 16 8N 2E | 7 | 6  | Fire Protection, Other, Burn, Hand, Hazard Mitigation | 71  | \$2,130.00  | \$0.00      |
| 16 8N 3E | 1 | 3  | Fire Protection, Other, Burn, Hand, Hazard Mitigation | 12  | \$360.00    | \$0.00      |
| 16 8N 3E | 1 | 7  | Fire Protection, Other, Burn, Hand, Hazard Mitigation | 12  | \$360.00    | \$0.00      |
| 16 8N 3E | 1 | 14 | Fire Protection, Other, Burn, Hand, Hazard Mitigation | 10  | \$300.00    | \$0.00      |
| 16 8N 3E | 2 | 22 | Site Preparation, Chemical, Broadcast, Aerial, Woody  | 103 | \$11,330.00 | \$0.00      |
| 16 8N 3E | 2 | 22 | Site Preparation, Other, Burn, Hand, Cut-Over         | 103 | \$3,090.00  | \$0.00      |
| 16 8N 3E | 2 | 22 | Regeneration, Artificial, Plant, Hand, Loblolly       | 103 | \$11,330.00 | \$0.00      |
| 16 8N 3E | 4 | 18 | Fire Protection, Other, Burn, Hand, Hazard Mitigation | 42  | \$1,260.00  | \$0.00      |
| 16 8N 3E | 5 | 19 | Fire Protection, Other, Burn, Hand, Hazard Mitigation | 16  | \$480.00    | \$0.00      |

| STR         | Strata | Stand | Activity   | Acre                 | Est. Cost    | Est. Revenue        |                     |
|-------------|--------|-------|--|----------------------|--------------|---------------------|---------------------|
| 16 8N 3E    | 6      | 21    | Fire Protection, Other, Burn, Hand, Hazard Mitigation      | 18                   | \$540.00     | \$0.00              |                     |
| 16 8N 3E    | 7      | 4     | Fire Protection, Other, Burn, Hand, Hazard Mitigation      | 10                   | \$300.00     | \$0.00              |                     |
| 16 8N 3E    | 7      | 10    | Fire Protection, Other, Burn, Hand, Hazard Mitigation      | 25                   | \$750.00     | \$0.00              |                     |
| 16 8N 3E    | 10     | 9     | Harvest, Mechanical, 1st Thin, Machine, Loblolly           | 76                   | \$2,660.00   | \$22,999.88         |                     |
| 16 8N 4E    | 6      | 8     | Fire Protection, Other, Burn, Hand, Hazard Mitigation      | 67                   | \$2,010.00   | \$0.00              |                     |
| 16 8N 4E    | 6      | 9     | Fire Protection, Other, Burn, Hand, Hazard Mitigation      | 26                   | \$780.00     | \$0.00              |                     |
| 16 9N 3E    | 4      | 16    | Harvest, Mechanical, Thin, Machine, Loblolly               | 64                   | \$2,240.00   | \$17,258.24         |                     |
| 16 9N 3E    | 6      | 1     | Harvest, Mechanical, Regeneration, Machine, Loblolly       | 80                   | \$2,800.00   | \$197,386.40        |                     |
| 16 10N 3E   | 1      | 2     | Fire Protection, Other, Burn, Hand, Fuel Reduction         | 54                   | \$1,620.00   | \$0.00              |                     |
| 16 10N 3E   | 1      | 4     | Fire Protection, Other, Burn, Hand, Fuel Reduction         | 7                    | \$210.00     | \$0.00              |                     |
| 24 10N 1E   | 1      | 8     | Vegetation Control, Chemical, Broadcast, Aerial, Woody     | 281                  | \$30,910.00  | \$0.00              |                     |
| 24 10N 1E   | 3      | 1     | Vegetation Control, Chemical, Broadcast, Aerial, Woody     | 7                    | \$830.40     | \$0.00              |                     |
| 24 10N 1E   | 3      | 2     | Vegetation Control, Chemical, Broadcast, Aerial, Woody     | 54                   | \$6,480.00   | \$0.00              |                     |
| 35 10N 1W   | 1      | 2     | Harvest, Mechanical, 1st Thin, Machine, Loblolly           | 11                   | \$393.40     | \$3,372.00          |                     |
| 35 10N 1W   | 1      | 9     | Harvest, Mechanical, 1st Thin, Machine, Loblolly           | 68                   | \$2,380.00   | \$20,400.00         |                     |
| 44 9N 2E    | 3      | 15    | Fire Protection, Other, Burn, Hand, Hazard Mitigation      | 33                   | \$990.00     | \$0.00              |                     |
| 44 9N 2E    | 5      | 8     | Site Preparation, Other, Burn, Hand, Debris                | 98                   | \$2,940.00   | \$0.00              |                     |
| 44 9N 2E    | 5      | 8     | Site Preparation, Chemical, Broadcast, Aerial, Combination | 98                   | \$12,250.00  | \$0.00              |                     |
| 44 9N 2E    | 5      | 8     | Regeneration, Artificial, Plant, Hand, Loblolly            | 98                   | \$12,250.00  | \$0.00              |                     |
| 55 10N 2E   | 5      | 8     | Fire Protection, Other, Burn, Hand, Hazard Mitigation      | 97                   | \$2,910.00   | \$0.00              |                     |
|             |        |       |  | <b>Yearly Totals</b> | <b>1.880</b> | <b>\$121,513.80</b> | <b>\$430,630.58</b> |
| <b>2018</b> |        |       |  |                      |              |                     |                     |
| 16 8N 2E    | 1      | 2     | Regeneration, Artificial, Plant, Hand, Loblolly            | 28                   | \$3,080.00   | \$0.00              |                     |



| STR      | Strata | Stand | Activity   | Acre | Est. Cost   | Est. Revenue |
|----------|--------|-------|--|------|-------------|--------------|
| 16 8N 2E | 1      | 2     | Site Preparation, Chemical, Broadcast, Aerial, Combination | 28   | \$3,080.00  | \$0.00       |
| 16 8N 2E | 1      | 13    | Site Preparation, Chemical, Broadcast, Aerial, Combination | 25   | \$2,750.00  | \$0.00       |
| 16 8N 2E | 1      | 13    | Regeneration, Artificial, Plant, Hand, Loblolly            | 25   | \$2,750.00  | \$0.00       |
| 16 8N 2E | 2      | 1     | Harvest, Mechanical, Thin, Machine, Loblolly               | 111  | \$3,885.00  | \$52,084.53  |
| 16 8N 2E | 3      | 4     | Regeneration, Artificial, Plant, Hand, Loblolly            | 19   | \$2,090.00  | \$0.00       |
| 16 8N 2E | 3      | 4     | Site Preparation, Chemical, Broadcast, Hand, Combination   | 19   | \$2,090.00  | \$0.00       |
| 16 8N 2E | 3      | 10    | Site Preparation, Chemical, Broadcast, Hand, Woody         | 38   | \$4,180.00  | \$0.00       |
| 16 8N 2E | 3      | 10    | Regeneration, Artificial, Plant, Hand, Loblolly            | 38   | \$4,180.00  | \$0.00       |
| 16 8N 2E | 6      | 7     | Harvest, Mechanical, Thin, Machine, Loblolly               | 26   | \$910.00    | \$8,038.94   |
| 16 8N 3E | 9      | 23    | Fire Protection, Other, Burn, Hand, Hazard Mitigation      | 95   | \$2,850.00  | \$0.00       |
| 16 8N 4E | 3      | 4     | Harvest, Mechanical, Regeneration, Machine, Loblolly       | 107  | \$3,745.00  | \$191,637.00 |
| 16 8N 4E | 3      | 6     | Harvest, Mechanical, Regeneration, Machine, Loblolly       | 58   | \$2,030.00  | \$77,407.38  |
| 16 9N 3E | 2      | 5     | Fire Protection, Other, Burn, Hand, Hazard Mitigation      | 22   | \$664.80    | \$0.00       |
| 16 9N 3E | 2      | 9     | Fire Protection, Other, Burn, Hand, Hazard Mitigation      | 10   | \$303.90    | \$0.00       |
| 16 9N 3E | 2      | 13    | Fire Protection, Other, Burn, Hand, Hazard Mitigation      | 27   | \$820.20    | \$0.00       |
| 16 9N 3E | 2      | 17    | Fire Protection, Other, Burn, Hand, Hazard Mitigation      | 17   | \$523.50    | \$0.00       |
| 16 9N 3E | 2      | 18    | Fire Protection, Other, Burn, Hand, Hazard Mitigation      | 10   | \$308.70    | \$0.00       |
| 16 9N 3E | 2      | 19    | Fire Protection, Other, Burn, Hand, Hazard Mitigation      | 8    | \$253.80    | \$0.00       |
| 16 9N 3E | 2      | 20    | Fire Protection, Other, Burn, Hand, Hazard Mitigation      | 2    | \$60.00     | \$0.00       |
| 16 9N 3E | 6      | 1     | Site Preparation, Other, Burn, Hand, Combination           | 80   | \$2,400.00  | \$0.00       |
| 16 9N 3E | 6      | 1     | Site Preparation, Chemical, Broadcast, Aerial, Woody       | 80   | \$10,000.00 | \$0.00       |
| 16 9N 3E | 6      | 1     | Regeneration, Artificial, Plant, Hand, Loblolly            | 80   | \$10,000.00 | \$0.00       |
| 16 9N 4E | 2      | 1     | Fire Protection, Other, Burn, Hand, Hazard Mitigation      | 51   | \$1,530.00  | \$0.00       |

| STR         | Strata | Stand | Activity   | Acre          | Est. Cost  | Est. Revenue |              |
|-------------|--------|-------|--|---------------|------------|--------------|--------------|
| 18 9N 1E    | 4      | 11    | Regeneration, Artificial, Plant, Hand, Loblolly            | 7             | \$770.00   | \$0.00       |              |
| 18 9N 1E    | 4      | 11    | Site Preparation, Chemical, Broadcast, Aerial, Combination | 7             | \$770.00   | \$0.00       |              |
| 18 9N 1E    | 4      | 11    | Site Preparation, Other, Burn, Hand, Cut-Over              | 7             | \$210.00   | \$0.00       |              |
| 18 9N 1E    | 4      | 13    | Site Preparation, Chemical, Broadcast, Aerial, Combination | 7             | \$770.00   | \$0.00       |              |
| 18 9N 1E    | 4      | 13    | Regeneration, Artificial, Plant, Hand, Loblolly            | 7             | \$770.00   | \$0.00       |              |
| 18 9N 1E    | 4      | 13    | Site Preparation, Other, Burn, Hand, Combination           | 7             | \$210.00   | \$0.00       |              |
| 24 10N 1E   | 1      | 8     | Fire Protection, Other, Burn, Hand, Hazard Mitigation      | 281           | \$8,430.00 | \$0.00       |              |
| 24 10N 1E   | 2      | 7     | Fire Protection, Other, Burn, Hand, Hazard Mitigation      | 84            | \$2,520.00 | \$0.00       |              |
| 24 10N 1E   | 4      | 5     | Harvest, Mechanical, Regeneration, Machine, Loblolly       | 140           | \$4,900.00 | \$137,228.00 |              |
| 44 9N 2E    | 2      | 12    | Fire Protection, Other, Burn, Hand, Hazard Mitigation      | 45            | \$1,350.00 | \$0.00       |              |
| 51 9N 1W    | 2      | 5     | Harvest, Mechanical, Thin, Machine, Misc Hardwood          | 8             | \$280.00   | \$4,004.96   |              |
| 51 9N 1W    | 2      | 7     | Harvest, Mechanical, Thin, Machine, Misc Hardwood          | 25            | \$875.00   | \$13,480.00  |              |
| 51 9N 1W    | 3      | 4     | Harvest, Mechanical, Thin, Machine, Misc Hardwood          | 61            | \$2,135.00 | \$32,891.20  |              |
| 51 9N 1W    | 6      | 1     | Harvest, Mechanical, Thin, Machine, Misc Hardwood          | 31            | \$1,085.00 | \$16,316.54  |              |
| 51 9N 1W    | 6      | 3     | Harvest, Mechanical, Thin, Machine, Misc Hardwood          | 1             | \$35.00    | \$526.34     |              |
| 55 10N 2E   | 1      | 11    | Harvest, Mechanical, 2nd Thin, Machine, Loblolly           | 88            | \$2,640.00 | \$46,600.40  |              |
| 55 10N 2E   | 1      | 19    | Harvest, Mechanical, 2nd Thin, Machine, Loblolly           | 5             | \$175.00   | \$3,575.00   |              |
| 55 10N 2E   | 2      | 15    | Harvest, Mechanical, Regeneration, Machine, Loblolly       | 12            | \$420.00   | \$10,874.52  |              |
| 55 10N 2E   | 4      | 6     | Fire Protection, Other, Burn, Hand, Hazard Mitigation      | 161           | \$4,830.00 | \$0.00       |              |
| 55 10N 2E   | 7      | 10    | Harvest, Mechanical, Regeneration, Machine, Loblolly       | 58            | \$2,030.00 | \$76,062.36  |              |
|             |        |       |  | Yearly Totals | 2.048      | \$99,689.90  | \$670,727.17 |
| <b>2019</b> |        |       |  |               |            |              |              |
| 16 8N 3E    | 7      | 17    | Fire Protection, Other, Burn, Hand, Hazard Mitigation      | 31            | \$930.00   | \$0.00       |              |

| STR           | Strata | Stand | Activity   | Acre  | Est. Cost    | Est. Revenue |
|---------------|--------|-------|--|-------|--------------|--------------|
| 16 8N 3E      | 10     | 9     | Fire Protection, Other, Burn, Hand, Hazard Mitigation      | 76    | \$2,280.00   | \$0.00       |
| 16 8N 4E      | 3      | 4     | Site Preparation, Chemical, Broadcast, Aerial, Woody       | 107   | \$10,165.00  | \$0.00       |
| 16 8N 4E      | 3      | 4     | Regeneration, Artificial, Plant, Hand, Loblolly            | 107   | \$11,770.00  | \$0.00       |
| 16 8N 4E      | 3      | 4     | Site Preparation, Other, Burn, Hand, Debris                | 107   | \$3,210.00   | \$0.00       |
| 16 8N 4E      | 3      | 6     | Site Preparation, Chemical, Broadcast, Aerial, Woody       | 58    | \$5,510.00   | \$0.00       |
| 16 8N 4E      | 3      | 6     | Site Preparation, Other, Burn, Hand, Debris                | 58    | \$1,740.00   | \$0.00       |
| 16 8N 4E      | 3      | 6     | Regeneration, Artificial, Plant, Hand, Loblolly            | 58    | \$6,380.00   | \$0.00       |
| 16 9N 3E      | 4      | 16    | Fire Protection, Other, Burn, Hand, Hazard Mitigation      | 64    | \$1,920.00   | \$0.00       |
| 16 9N 3E      | 5      | 15    | Harvest, Mechanical, Regeneration, Machine, Loblolly       | 67    | \$3,350.00   | \$128,975.00 |
| 16 9N 4E      | 1      | 3     | Harvest, Mechanical, 1st Thin, Machine, Loblolly           | 62    | \$1,240.00   | \$18,999.90  |
| 16 9N 4E      | 1      | 4     | Harvest, Mechanical, 1st Thin, Machine, Loblolly           | 23    | \$805.00     | \$6,900.00   |
| 24 10N 1E     | 4      | 5     | Site Preparation, Other, Burn, Hand, Debris                | 140   | \$4,200.00   | \$0.00       |
| 24 10N 1E     | 4      | 5     | Regeneration, Artificial, Plant, Hand, Loblolly            | 140   | \$15,400.00  | \$0.00       |
| 24 10N 1E     | 4      | 5     | Site Preparation, Chemical, Broadcast, Aerial, Combination | 140   | \$15,400.00  | \$0.00       |
| 35 10N 1W     | 3      | 1     | Harvest, Mechanical, Thin, Machine, Loblolly               | 173   | \$6,042.75   | \$101,863.50 |
| 35 10N 1W     | 3      | 11    | Harvest, Mechanical, Thin, Machine, Loblolly               | 10    | \$350.00     | \$5,900.00   |
| 35 10N 1W     | 5      | 6     | Harvest, Mechanical, Thin, Machine, Loblolly               | 51    | \$1,785.00   | \$49,572.00  |
| 55 10N 2E     | 2      | 15    | Site Preparation, Chemical, Broadcast, Hand, Woody         | 12    | \$1,320.00   | \$0.00       |
| 55 10N 2E     | 2      | 15    | Regeneration, Artificial, Plant, Hand, Loblolly            | 12    | \$1,320.00   | \$0.00       |
| 55 10N 2E     | 7      | 10    | Site Preparation, Chemical, Broadcast, Aerial, Woody       | 58    | \$9,523.80   | \$0.00       |
| 55 10N 2E     | 7      | 10    | Site Preparation, Other, Burn, Hand, Cut-Over              | 58    | \$1,740.00   | \$0.00       |
| 55 10N 2E     | 7      | 10    | Regeneration, Artificial, Plant, Hand, Loblolly            | 58    | \$8,658.00   | \$0.00       |
| Yearly Totals |        |       |  | 1.669 | \$115,039.55 | \$312,210.40 |

| STR         | Strata | Stand | Activity   | Acre | Est. Cost  | Est. Revenue |
|-------------|--------|-------|--|------|------------|--------------|
| <b>2020</b> |        |       |  |      |            |              |
| 16 8N 3E    | 1      | 3     | Harvest, Mechanical, 2nd Thin, Machine, Loblolly           | 12   | \$420.00   | \$7,160.04   |
| 16 8N 3E    | 1      | 7     | Harvest, Mechanical, 2nd Thin, Machine, Loblolly           | 12   | \$420.00   | \$7,050.00   |
| 16 8N 3E    | 1      | 14    | Harvest, Mechanical, 2nd Thin, Machine, Loblolly           | 10   | \$350.00   | \$6,776.00   |
| 16 8N 3E    | 4      | 18    | Harvest, Mechanical, 2nd Thin, Machine, Loblolly           | 42   | \$1,470.00 | \$21,000.00  |
| 16 8N 3E    | 5      | 19    | Harvest, Mechanical, 2nd Thin, Machine, Loblolly           | 16   | \$560.00   | \$9,700.00   |
| 16 8N 3E    | 7      | 4     | Harvest, Mechanical, 2nd Thin, Machine, Loblolly           | 10   | \$350.00   | \$6,734.00   |
| 16 8N 3E    | 7      | 10    | Harvest, Mechanical, 2nd Thin, Machine, Loblolly           | 25   | \$875.00   | \$13,550.00  |
| 16 8N 3E    | 7      | 17    | Harvest, Mechanical, Thin, Machine, Loblolly               | 31   | \$1,085.00 | \$19,344.93  |
| 16 8N 3E    | 9      | 23    | Harvest, Mechanical, 2nd Thin, Machine, Loblolly           | 95   | \$3,325.00 | \$52,530.25  |
| 16 8N 4E    | 1      | 3     | Fire Protection, Other, Burn, Hand, Hazard Mitigation      | 23   | \$677.10   | \$0.00       |
| 16 8N 4E    | 1      | 11    | Fire Protection, Other, Burn, Hand, Hazard Mitigation      | 19   | \$573.30   | \$0.00       |
| 16 9N 3E    | 5      | 15    | Site Preparation, Other, Burn, Hand, Debris                | 67   | \$2,010.00 | \$0.00       |
| 16 9N 3E    | 5      | 15    | Site Preparation, Chemical, Broadcast, Aerial, Combination | 67   | \$7,370.00 | \$0.00       |
| 16 9N 3E    | 5      | 15    | Regeneration, Artificial, Plant, Hand, Loblolly            | 67   | \$7,370.00 | \$0.00       |
| 16 9N 4E    | 1      | 3     | Fire Protection, Other, Burn, Hand, Hazard Mitigation      | 62   | \$1,860.00 | \$0.00       |
| 16 9N 4E    | 1      | 4     | Fire Protection, Other, Burn, Hand, Hazard Mitigation      | 23   | \$690.00   | \$0.00       |
| 16 9N 4E    | 3      | 8     | Harvest, Mechanical, 2nd Thin, Machine, Loblolly           | 6    | \$210.00   | \$3,280.02   |
| 16 9N 4E    | 3      | 13    | Harvest, Mechanical, 2nd Thin, Machine, Loblolly           | 1    | \$35.00    | \$590.00     |
| 16 9N 4E    | 3      | 15    | Harvest, Mechanical, 2nd Thin, Machine, Loblolly           | 1    | \$35.00    | \$590.00     |
| 16 9N 4E    | 3      | 17    | Harvest, Mechanical, 2nd Thin, Machine, Loblolly           | 53   | \$1,855.00 | \$29,499.80  |
| 16 9N 4E    | 7      | 11    | Harvest, Mechanical, 2nd Thin, Machine, Loblolly           | 8    | \$240.00   | \$4,720.00   |
| 18 9N 1E    | 2      | 14    | Fire Protection, Other, Burn, Hand, Hazard Mitigation      | 85   | \$2,550.00 | \$0.00       |

| STR       | Strata | Stand | Activity  | Acre | Est. Cost  | Est. Revenue |
|-----------|--------|-------|---|------|------------|--------------|
| 18 9N 1E  | 8      | 2     | Harvest, Mechanical, 2nd Thin, Machine, Loblolly      | 97   | \$3,395.00 | \$53,725.39  |
| 44 9N 2E  | 1      | 7     | Fire Protection, Other, Burn, Hand, Hazard Mitigation | 93   | \$2,790.00 | \$0.00       |
| 44 9N 2E  | 2      | 12    | Harvest, Mechanical, Thin, Machine, Loblolly          | 45   | \$1,575.00 | \$24,100.20  |
| 55 10N 2E | 1      | 11    | Fire Protection, Other, Burn, Hand, Fuel Reduction    | 88   | \$2,640.00 | \$0.00       |
| 55 10N 2E | 1      | 19    | Fire Protection, Other, Burn, Hand, Fuel Reduction    | 5    | \$150.00   | \$0.00       |

Yearly Totals

1.063

\$44,880.40

\$260,350.63

## 2021

|          |   |    |   |    |            |             |
|----------|---|----|---|----|------------|-------------|
| 16 8N 2E | 6 | 7  | Fire Protection, Other, Burn, Hand, Hazard Mitigation | 26 | \$780.00   | \$0.00      |
| 16 8N 2E | 7 | 6  | Fire Protection, Other, Burn, Hand, Hazard Mitigation | 71 | \$2,130.00 | \$0.00      |
| 16 8N 3E | 1 | 3  | Fire Protection, Other, Burn, Hand, Hazard Mitigation | 12 | \$360.00   | \$0.00      |
| 16 8N 3E | 1 | 7  | Fire Protection, Other, Burn, Hand, Hazard Mitigation | 12 | \$360.00   | \$0.00      |
| 16 8N 3E | 1 | 14 | Fire Protection, Other, Burn, Hand, Hazard Mitigation | 10 | \$300.00   | \$0.00      |
| 16 8N 3E | 4 | 18 | Fire Protection, Other, Burn, Hand, Hazard Mitigation | 42 | \$1,260.00 | \$0.00      |
| 16 8N 3E | 5 | 19 | Fire Protection, Other, Burn, Hand, Hazard Mitigation | 16 | \$480.00   | \$0.00      |
| 16 8N 3E | 6 | 21 | Fire Protection, Other, Burn, Hand, Hazard Mitigation | 18 | \$540.00   | \$0.00      |
| 16 8N 3E | 7 | 4  | Fire Protection, Other, Burn, Hand, Hazard Mitigation | 10 | \$300.00   | \$0.00      |
| 16 8N 3E | 7 | 10 | Fire Protection, Other, Burn, Hand, Hazard Mitigation | 25 | \$750.00   | \$0.00      |
| 16 8N 3E | 8 | 15 | Fire Protection, Other, Burn, Hand, Hazard Mitigation | 8  | \$240.00   | \$0.00      |
| 16 8N 3E | 8 | 16 | Fire Protection, Other, Burn, Hand, Hazard Mitigation | 22 | \$660.00   | \$0.00      |
| 16 8N 3E | 9 | 23 | Fire Protection, Other, Burn, Hand, Hazard Mitigation | 95 | \$2,850.00 | \$0.00      |
| 16 8N 4E | 1 | 3  | Harvest, Mechanical, Thin, Machine, Loblolly          | 23 | \$805.00   | \$14,625.01 |
| 16 8N 4E | 1 | 11 | Harvest, Mechanical, Thin, Machine, Loblolly          | 19 | \$665.00   | \$8,699.91  |
| 16 9N 4E | 4 | 2  | Harvest, Mechanical, 1st Thin, Machine, Loblolly      | 93 | \$3,255.00 | \$29,999.94 |

| STR       | Strata | Stand | Activity  | Acre                 | Est. Cost     | Est. Revenue        |                       |
|-----------|--------|-------|---|----------------------|---------------|---------------------|-----------------------|
| 16 10N 3E | 1      | 2     | Fire Protection, Other, Burn, Hand, Fuel Reduction    | 54                   | \$1,620.00    | \$0.00              |                       |
| 16 10N 3E | 1      | 4     | Fire Protection, Other, Burn, Hand, Fuel Reduction    | 7                    | \$210.00      | \$0.00              |                       |
| 18 9N 1E  | 2      | 14    | Harvest, Mechanical, Thin, Machine, Loblolly          | 85                   | \$2,975.00    | \$47,549.85         |                       |
| 18 9N 1E  | 5      | 1     | Harvest, Mechanical, 1st Thin, Machine, Loblolly      | 104                  | \$3,640.00    | \$29,999.84         |                       |
| 18 9N 1E  | 5      | 6     | Harvest, Mechanical, Thin, Machine, Loblolly          | 134                  | \$4,690.00    | \$39,200.36         |                       |
| 18 9N 1E  | 7      | 7     | Harvest, Mechanical, 1st Thin, Machine, Loblolly      | 27                   | \$945.00      | \$8,000.10          |                       |
| 18 9N 1E  | 7      | 12    | Harvest, Mechanical, 1st Thin, Machine, Loblolly      | 12                   | \$420.00      | \$3,600.00          |                       |
| 35 10N 1W | 2      | 8     | Harvest, Mechanical, Thin, Machine, Loblolly          | 52                   | \$1,820.00    | \$23,660.00         |                       |
| 36 9N 2E  | 1      | 1     | Harvest, Mechanical, 2nd Thin, Machine, Loblolly      | 184                  | \$6,440.00    | \$110,000.72        |                       |
| 44 9N 2E  | 1      | 7     | Harvest, Mechanical, 2nd Thin, Machine, Loblolly      | 93                   | \$3,255.00    | \$59,000.13         |                       |
| 44 9N 2E  | 3      | 15    | Fire Protection, Other, Burn, Hand, Hazard Mitigation | 33                   | \$990.00      | \$0.00              |                       |
| 55 10N 2E | 5      | 8     | Harvest, Mechanical, Regeneration, Machine, Loblolly  | 97                   | \$3,395.00    | \$130,000.37        |                       |
| 55 10N 2E | 6      | 5     | Harvest, Mechanical, Thin, Machine, Loblolly          | 5                    | \$175.00      | \$300.00            |                       |
| 55 10N 2E | 6      | 7     | Harvest, Mechanical, Thin, Machine, Loblolly          | 6                    | \$210.00      | \$1,260.00          |                       |
|           |        |       |   | <b>Yearly Totals</b> | <b>1.395</b>  | <b>\$46,520.00</b>  | <b>\$505,896.23</b>   |
|           |        |       |   | <b>Grand Totals</b>  | <b>16.071</b> | <b>\$847,671.35</b> | <b>\$4,611,774.56</b> |

## Stand Activity Summary for Jefferson County Schools

**Filters Applied:** County: Jefferson  
 Client Class: School Trust Land  
 District: Southwest District  
 Client: Jefferson County Schools  
 STR:  
 Activity: Harvest  
 Year: 2012 Through 2021

| STR                  | Strata | Stand | Activity   | Acre       | Est. Cost          | Est. Revenue        |
|----------------------|--------|-------|--|------------|--------------------|---------------------|
| <b>2012</b>          |        |       |  |            |                    |                     |
| 16 8N 2E             | 2      | 1     | Harvest, Mechanical, Thin, Machine, Loblolly         | 111        | \$3,885.00         | \$13,379.94         |
| 16 8N 2E             | 6      | 7     | Harvest, Mechanical, Thin, Machine, Loblolly         | 26         | \$910.00           | \$9,006.92          |
| 16 8N 4E             | 1      | 3     | Harvest, Mechanical, Thin, Machine, Loblolly         | 23         | \$345.00           | \$6,704.96          |
| 16 8N 4E             | 1      | 11    | Harvest, Mechanical, Thin, Machine, Loblolly         | 19         | \$286.65           | \$4,740.04          |
| 24 10N 1E            | 3      | 1     | Harvest, Mechanical, Thin, Machine, Loblolly         | 7          | \$245.00           | \$6,641.46          |
| 24 10N 1E            | 3      | 2     | Harvest, Mechanical, Thin, Machine, Loblolly         | 54         | \$1,890.00         | \$51,826.50         |
| 44 9N 2E             | 4      | 10    | Harvest, Mechanical, Regeneration, Machine, Loblolly | 100        | \$3,500.00         | \$120,300.00        |
| 55 10N 2E            | 1      | 11    | Harvest, Mechanical, 1st Thin, Machine, Loblolly     | 88         | \$2,200.00         | \$24,999.92         |
| 55 10N 2E            | 1      | 19    | Harvest, Mechanical, 1st Thin, Machine, Loblolly     | 5          | \$175.00           | \$1,500.00          |
| <b>Yearly Totals</b> |        |       |  | <b>433</b> | <b>\$13,436.65</b> | <b>\$239,099.74</b> |
| <b>2013</b>          |        |       |  |            |                    |                     |
| 16 8N 3E             | 7      | 4     | Harvest, Mechanical, 1st Thin, Machine, Loblolly     | 10         | \$350.00           | \$3,000.00          |
| 16 8N 3E             | 7      | 10    | Harvest, Mechanical, Thin, Machine, Loblolly         | 25         | \$750.00           | \$7,100.00          |
| 16 8N 3E             | 7      | 17    | Harvest, Mechanical, Thin, Machine, Loblolly         | 31         | \$1,085.00         | \$7,599.96          |
| 16 8N 4E             | 2      | 1     | Harvest, Mechanical, Regeneration, Machine, Loblolly | 91         | \$3,185.00         | \$157,066.00        |
| 18 9N 1E             | 8      | 2     | Harvest, Mechanical, Thin, Machine, Loblolly         | 97         | \$1,942.60         | \$34,858.01         |
| 35 10N 1W            | 2      | 8     | Harvest, Mechanical, Thin, Machine, Loblolly         | 52         | \$1,820.00         | \$15,600.00         |
| 55 10N 2E            | 3      | 21    | Harvest, Mechanical, Regeneration, Machine, Loblolly | 142        | \$4,970.00         | \$150,662.00        |

| STR         | Strata | Stand | Activity   | Acre          | Est. Cost  | Est. Revenue |              |
|-------------|--------|-------|--|---------------|------------|--------------|--------------|
|             |        |       |  | Yearly Totals | 448        | \$14,102.60  | \$375,885.97 |
| <b>2014</b> |        |       |  |               |            |              |              |
| 16 8N 2E    | 5      | 15    | Harvest, Mechanical, Regeneration, Machine, Loblolly | 167           | \$5,845.00 | \$368,736.00 |              |
| 16 8N 3E    | 1      | 3     | Harvest, Mechanical, 1st Thin, Machine, Loblolly     | 12            | \$420.00   | \$3,720.00   |              |
| 16 8N 3E    | 1      | 7     | Harvest, Mechanical, 1st Thin, Machine, Loblolly     | 12            | \$420.00   | \$3,600.00   |              |
| 16 8N 3E    | 1      | 14    | Harvest, Mechanical, Thin, Machine, Loblolly         | 10            | \$350.00   | \$2,126.00   |              |
| 16 8N 3E    | 4      | 18    | Harvest, Mechanical, 1st Thin, Machine, Loblolly     | 42            | \$1,470.00 | \$12,024.18  |              |
| 16 8N 3E    | 5      | 19    | Harvest, Mechanical, 1st Thin, Machine, Loblolly     | 16            | \$560.00   | \$4,200.00   |              |
| 16 8N 3E    | 9      | 23    | Harvest, Mechanical, Thin, Machine, Loblolly         | 95            | \$3,325.00 | \$28,519.95  |              |
| 16 9N 3E    | 1      | 10    | Harvest, Mechanical, Regeneration, Machine, Loblolly | 102           | \$3,570.00 | \$166,770.00 |              |
| 16 9N 3E    | 3      | 12    | Harvest, Mechanical, Thin, Machine, Loblolly         | 87            | \$3,045.00 | \$32,199.57  |              |
| 16 9N 4E    | 3      | 8     | Harvest, Mechanical, 1st Thin, Machine, Loblolly     | 6             | \$210.00   | \$1,800.00   |              |
| 16 9N 4E    | 3      | 13    | Harvest, Mechanical, 1st Thin, Machine, Loblolly     | 1             | \$20.00    | \$231.48     |              |
| 16 9N 4E    | 3      | 15    | Harvest, Mechanical, 1st Thin, Machine, Loblolly     | 1             | \$20.00    | \$231.48     |              |
| 16 9N 4E    | 3      | 17    | Harvest, Mechanical, 1st Thin, Machine, Loblolly     | 53            | \$1,068.60 | \$12,367.98  |              |
| 16 9N 4E    | 6      | 12    | Harvest, Mechanical, Thin, Machine, Loblolly         | 6             | \$210.00   | \$1,380.00   |              |
| 16 9N 4E    | 7      | 11    | Harvest, Mechanical, 1st Thin, Machine, Loblolly     | 8             | \$280.00   | \$2,400.00   |              |
| 18 9N 1E    | 2      | 14    | Harvest, Mechanical, Thin, Machine, Loblolly         | 85            | \$1,700.00 | \$34,646.00  |              |
| 36 9N 2E    | 1      | 1     | Harvest, Mechanical, Thin, Machine, Loblolly         | 184           | \$6,440.00 | \$50,009.36  |              |
| 44 9N 2E    | 1      | 7     | Harvest, Mechanical, 1st Thin, Machine, Loblolly     | 93            | \$3,255.00 | \$26,999.76  |              |
| 44 9N 2E    | 2      | 12    | Harvest, Mechanical, Thin, Machine, Loblolly         | 45            | \$900.00   | \$6,944.40   |              |
| 44 9N 2E    | 3      | 15    | Harvest, Mechanical, Thin, Machine, Loblolly         | 33            | \$1,155.00 | \$9,900.00   |              |
|             |        |       |  | Yearly Totals | 1.058      | \$34,263.60  | \$768,806.16 |



| STR         | Strata | Stand | Activity   | Acre                 | Est. Cost  | Est. Revenue       |                     |
|-------------|--------|-------|--|----------------------|------------|--------------------|---------------------|
| <b>2015</b> |        |       |  |                      |            |                    |                     |
| 16 8N 3E    | 6      | 21    | Harvest, Mechanical, 2nd Thin, Machine, Loblolly     | 18                   | \$540.00   | \$10,000.26        |                     |
| 16 8N 3E    | 8      | 15    | Harvest, Mechanical, Thin, Machine, Loblolly         | 8                    | \$280.00   | \$575.04           |                     |
| 16 8N 3E    | 8      | 16    | Harvest, Mechanical, Thin, Machine, Loblolly         | 22                   | \$770.00   | \$11,742.06        |                     |
| 16 8N 4E    | 2      | 2     | Harvest, Mechanical, Regeneration, Machine, Loblolly | 83                   | \$2,905.00 | \$156,953.00       |                     |
| 16 10N 3E   | 1      | 2     | Harvest, Mechanical, Thin, Machine, Loblolly         | 54                   | \$1,890.00 | \$16,000.20        |                     |
| 16 10N 3E   | 1      | 4     | Harvest, Mechanical, Thin, Machine, Loblolly         | 7                    | \$245.00   | \$2,100.00         |                     |
| 51 8N 1W    | 1      | 1     | Harvest, Mechanical, 1st Thin, Machine, Loblolly     | 13                   | \$390.00   | \$3,900.00         |                     |
| 51 8N 1W    | 1      | 8     | Harvest, Mechanical, 1st Thin, Machine, Loblolly     | 32                   | \$960.00   | \$9,600.00         |                     |
| 55 10N 2E   | 4      | 6     | Harvest, Mechanical, Thin, Machine, Loblolly         | 161                  | \$5,635.00 | \$72,686.67        |                     |
| 55 10N 2E   | 5      | 8     | Harvest, Mechanical, Thin, Machine, Loblolly         | 97                   | \$4,850.00 | \$55,969.00        |                     |
|             |        |       |  | <b>Yearly Totals</b> | <b>495</b> | <b>\$18,465.00</b> | <b>\$339,526.23</b> |
| <b>2016</b> |        |       |  |                      |            |                    |                     |
| 16 8N 2E    | 7      | 6     | Harvest, Mechanical, Thin, Machine, Loblolly         | 71                   | \$2,485.00 | \$24,041.31        |                     |
| 16 8N 3E    | 2      | 22    | Harvest, Mechanical, Regeneration, Machine, Loblolly | 103                  | \$3,605.00 | \$192,336.02       |                     |
| 16 8N 4E    | 6      | 8     | Harvest, Mechanical, Thin, Machine, Loblolly         | 67                   | \$2,345.00 | \$23,716.66        |                     |
| 16 8N 4E    | 6      | 9     | Harvest, Mechanical, Thin, Machine, Loblolly         | 26                   | \$780.00   | \$9,231.82         |                     |
| 16 9N 3E    | 2      | 5     | Harvest, Mechanical, 2nd Thin, Machine, Loblolly     | 22                   | \$770.00   | \$12,200.10        |                     |
| 16 9N 3E    | 2      | 9     | Harvest, Mechanical, Thin, Machine, Loblolly         | 10                   | \$350.00   | \$5,900.00         |                     |
| 16 9N 3E    | 2      | 13    | Harvest, Mechanical, 2nd Thin, Machine, Loblolly     | 27                   | \$945.00   | \$14,599.98        |                     |
| 16 9N 3E    | 2      | 17    | Harvest, Mechanical, Thin, Machine, Loblolly         | 17                   | \$595.00   | \$8,197.74         |                     |
| 16 9N 3E    | 2      | 18    | Harvest, Mechanical, Thin, Machine, Loblolly         | 10                   | \$360.15   | \$4,962.04         |                     |
| 16 9N 3E    | 2      | 19    | Harvest, Mechanical, Thin, Machine, Loblolly         | 8                    | \$296.10   | \$4,079.58         |                     |

| STR       | Strata | Stand | Activity   | Acre | Est. Cost  | Est. Revenue |
|-----------|--------|-------|--|------|------------|--------------|
| 16 9N 3E  | 2      | 20    | Harvest, Mechanical, Thin, Machine, Loblolly         | 2    | \$70.00    | \$371.50     |
| 16 9N 4E  | 2      | 1     | Harvest, Mechanical, 1st Thin, Machine, Loblolly     | 51   | \$1,020.00 | \$11,574.96  |
| 18 9N 1E  | 4      | 11    | Harvest, Mechanical, Regeneration, Machine, Loblolly | 7    | \$295.20   | \$8,243.61   |
| 18 9N 1E  | 4      | 13    | Harvest, Mechanical, Regeneration, Machine, Loblolly | 7    | \$298.80   | \$8,344.14   |
| 18 9N 1E  | 6      | 5     | Harvest, Mechanical, Thin, Machine, Loblolly         | 95   | \$4,277.25 | \$85,207.57  |
| 24 10N 1E | 1      | 8     | Harvest, Mechanical, Thin, Machine, Loblolly         | 281  | \$9,818.20 | \$80,728.05  |
| 24 10N 1E | 2      | 7     | Harvest, Mechanical, Thin, Machine, Loblolly         | 84   | \$1,677.40 | \$32,021.57  |
| 44 9N 2E  | 5      | 8     | Harvest, Mechanical, Regeneration, Machine, Loblolly | 98   | \$6,370.00 | \$123,711.28 |
| 51 9N 1W  | 4      | 8     | Harvest, Mechanical, Thin, Machine, Misc Hardwood    | 32   | \$1,120.00 | \$16,431.36  |
| 51 9N 1W  | 5      | 9     | Harvest, Mechanical, Thin, Machine, Misc Hardwood    | 11   | \$385.00   | \$4,275.26   |
| 51 9N 1W  | 5      | 11    | Harvest, Mechanical, Thin, Machine, Misc Hardwood    | 81   | \$2,835.00 | \$38,466.90  |

|                      |              |                    |                     |
|----------------------|--------------|--------------------|---------------------|
| <b>Yearly Totals</b> | <b>1.111</b> | <b>\$40.698.10</b> | <b>\$708.641.45</b> |
|----------------------|--------------|--------------------|---------------------|

## 2017

|           |    |    |  |    |            |              |
|-----------|----|----|--|----|------------|--------------|
| 16 8N 2E  | 1  | 2  | Harvest, Mechanical, Regeneration, Machine, Loblolly | 28 | \$980.00   | \$38,920.00  |
| 16 8N 2E  | 1  | 13 | Harvest, Mechanical, Regeneration, Machine, Loblolly | 25 | \$875.00   | \$37,750.00  |
| 16 8N 2E  | 3  | 4  | Harvest, Mechanical, Regeneration, Machine, Loblolly | 19 | \$665.00   | \$26,752.00  |
| 16 8N 2E  | 3  | 10 | Harvest, Mechanical, Regeneration, Machine, Loblolly | 38 | \$1,330.00 | \$65,792.06  |
| 16 8N 3E  | 10 | 9  | Harvest, Mechanical, 1st Thin, Machine, Loblolly     | 76 | \$2,660.00 | \$22,999.88  |
| 16 9N 3E  | 4  | 16 | Harvest, Mechanical, Thin, Machine, Loblolly         | 64 | \$2,240.00 | \$17,258.24  |
| 16 9N 3E  | 6  | 1  | Harvest, Mechanical, Regeneration, Machine, Loblolly | 80 | \$2,800.00 | \$197,386.40 |
| 35 10N 1W | 1  | 2  | Harvest, Mechanical, 1st Thin, Machine, Loblolly     | 11 | \$393.40   | \$3,372.00   |
| 35 10N 1W | 1  | 9  | Harvest, Mechanical, 1st Thin, Machine, Loblolly     | 68 | \$2,380.00 | \$20,400.00  |

|                      |            |                    |                     |
|----------------------|------------|--------------------|---------------------|
| <b>Yearly Totals</b> | <b>409</b> | <b>\$14.323.40</b> | <b>\$430.630.58</b> |
|----------------------|------------|--------------------|---------------------|

| STR         | Strata | Stand | Activity   | Acre                 | Est. Cost  | Est. Revenue       |                     |
|-------------|--------|-------|--|----------------------|------------|--------------------|---------------------|
| <b>2018</b> |        |       |  |                      |            |                    |                     |
| 16 8N 2E    | 2      | 1     | Harvest, Mechanical, Thin, Machine, Loblolly         | 111                  | \$3,885.00 | \$52,084.53        |                     |
| 16 8N 2E    | 6      | 7     | Harvest, Mechanical, Thin, Machine, Loblolly         | 26                   | \$910.00   | \$8,038.94         |                     |
| 16 8N 4E    | 3      | 4     | Harvest, Mechanical, Regeneration, Machine, Loblolly | 107                  | \$3,745.00 | \$191,637.00       |                     |
| 16 8N 4E    | 3      | 6     | Harvest, Mechanical, Regeneration, Machine, Loblolly | 58                   | \$2,030.00 | \$77,407.38        |                     |
| 24 10N 1E   | 4      | 5     | Harvest, Mechanical, Regeneration, Machine, Loblolly | 140                  | \$4,900.00 | \$137,228.00       |                     |
| 51 9N 1W    | 2      | 5     | Harvest, Mechanical, Thin, Machine, Misc Hardwood    | 8                    | \$280.00   | \$4,004.96         |                     |
| 51 9N 1W    | 2      | 7     | Harvest, Mechanical, Thin, Machine, Misc Hardwood    | 25                   | \$875.00   | \$13,480.00        |                     |
| 51 9N 1W    | 3      | 4     | Harvest, Mechanical, Thin, Machine, Misc Hardwood    | 61                   | \$2,135.00 | \$32,891.20        |                     |
| 51 9N 1W    | 6      | 1     | Harvest, Mechanical, Thin, Machine, Misc Hardwood    | 31                   | \$1,085.00 | \$16,316.54        |                     |
| 51 9N 1W    | 6      | 3     | Harvest, Mechanical, Thin, Machine, Misc Hardwood    | 1                    | \$35.00    | \$526.34           |                     |
| 55 10N 2E   | 1      | 11    | Harvest, Mechanical, 2nd Thin, Machine, Loblolly     | 88                   | \$2,640.00 | \$46,600.40        |                     |
| 55 10N 2E   | 1      | 19    | Harvest, Mechanical, 2nd Thin, Machine, Loblolly     | 5                    | \$175.00   | \$3,575.00         |                     |
| 55 10N 2E   | 2      | 15    | Harvest, Mechanical, Regeneration, Machine, Loblolly | 12                   | \$420.00   | \$10,874.52        |                     |
| 55 10N 2E   | 7      | 10    | Harvest, Mechanical, Regeneration, Machine, Loblolly | 58                   | \$2,030.00 | \$76,062.36        |                     |
|             |        |       |  | <b>Yearly Totals</b> | <b>731</b> | <b>\$25,145.00</b> | <b>\$670,727.17</b> |
| <b>2019</b> |        |       |  |                      |            |                    |                     |
| 16 9N 3E    | 5      | 15    | Harvest, Mechanical, Regeneration, Machine, Loblolly | 67                   | \$3,350.00 | \$128,975.00       |                     |
| 16 9N 4E    | 1      | 3     | Harvest, Mechanical, 1st Thin, Machine, Loblolly     | 62                   | \$1,240.00 | \$18,999.90        |                     |
| 16 9N 4E    | 1      | 4     | Harvest, Mechanical, 1st Thin, Machine, Loblolly     | 23                   | \$805.00   | \$6,900.00         |                     |
| 35 10N 1W   | 3      | 1     | Harvest, Mechanical, Thin, Machine, Loblolly         | 173                  | \$6,042.75 | \$101,863.50       |                     |
| 35 10N 1W   | 3      | 11    | Harvest, Mechanical, Thin, Machine, Loblolly         | 10                   | \$350.00   | \$5,900.00         |                     |
| 35 10N 1W   | 5      | 6     | Harvest, Mechanical, Thin, Machine, Loblolly         | 51                   | \$1,785.00 | \$49,572.00        |                     |

| STR         | Strata | Stand | Activity   | Acre          | Est. Cost  | Est. Revenue |              |
|-------------|--------|-------|--|---------------|------------|--------------|--------------|
|             |        |       |  | Yearly Totals | 386        | \$13,572.75  | \$312,210.40 |
| <b>2020</b> |        |       |  |               |            |              |              |
| 16 8N 3E    | 1      | 3     | Harvest, Mechanical, 2nd Thin, Machine, Loblolly | 12            | \$420.00   | \$7,160.04   |              |
| 16 8N 3E    | 1      | 7     | Harvest, Mechanical, 2nd Thin, Machine, Loblolly | 12            | \$420.00   | \$7,050.00   |              |
| 16 8N 3E    | 1      | 14    | Harvest, Mechanical, 2nd Thin, Machine, Loblolly | 10            | \$350.00   | \$6,776.00   |              |
| 16 8N 3E    | 4      | 18    | Harvest, Mechanical, 2nd Thin, Machine, Loblolly | 42            | \$1,470.00 | \$21,000.00  |              |
| 16 8N 3E    | 5      | 19    | Harvest, Mechanical, 2nd Thin, Machine, Loblolly | 16            | \$560.00   | \$9,700.00   |              |
| 16 8N 3E    | 7      | 4     | Harvest, Mechanical, 2nd Thin, Machine, Loblolly | 10            | \$350.00   | \$6,734.00   |              |
| 16 8N 3E    | 7      | 10    | Harvest, Mechanical, 2nd Thin, Machine, Loblolly | 25            | \$875.00   | \$13,550.00  |              |
| 16 8N 3E    | 7      | 17    | Harvest, Mechanical, Thin, Machine, Loblolly     | 31            | \$1,085.00 | \$19,344.93  |              |
| 16 8N 3E    | 9      | 23    | Harvest, Mechanical, 2nd Thin, Machine, Loblolly | 95            | \$3,325.00 | \$52,530.25  |              |
| 16 9N 4E    | 3      | 8     | Harvest, Mechanical, 2nd Thin, Machine, Loblolly | 6             | \$210.00   | \$3,280.02   |              |
| 16 9N 4E    | 3      | 13    | Harvest, Mechanical, 2nd Thin, Machine, Loblolly | 1             | \$35.00    | \$590.00     |              |
| 16 9N 4E    | 3      | 15    | Harvest, Mechanical, 2nd Thin, Machine, Loblolly | 1             | \$35.00    | \$590.00     |              |
| 16 9N 4E    | 3      | 17    | Harvest, Mechanical, 2nd Thin, Machine, Loblolly | 53            | \$1,855.00 | \$29,499.80  |              |
| 16 9N 4E    | 7      | 11    | Harvest, Mechanical, 2nd Thin, Machine, Loblolly | 8             | \$240.00   | \$4,720.00   |              |
| 18 9N 1E    | 8      | 2     | Harvest, Mechanical, 2nd Thin, Machine, Loblolly | 97            | \$3,395.00 | \$53,725.39  |              |
| 44 9N 2E    | 2      | 12    | Harvest, Mechanical, Thin, Machine, Loblolly     | 45            | \$1,575.00 | \$24,100.20  |              |
|             |        |       |  | Yearly Totals | 464        | \$16,200.00  | \$260,350.63 |
| <b>2021</b> |        |       |  |               |            |              |              |
| 16 8N 4E    | 1      | 3     | Harvest, Mechanical, Thin, Machine, Loblolly     | 23            | \$805.00   | \$14,625.01  |              |
| 16 8N 4E    | 1      | 11    | Harvest, Mechanical, Thin, Machine, Loblolly     | 19            | \$665.00   | \$8,699.91   |              |
| 16 9N 4E    | 4      | 2     | Harvest, Mechanical, 1st Thin, Machine, Loblolly | 93            | \$3,255.00 | \$29,999.94  |              |

| STR       | Strata | Stand | Activity   | Acre                | Est. Cost    | Est. Revenue        |                       |
|-----------|--------|-------|--|---------------------|--------------|---------------------|-----------------------|
| 18 9N 1E  | 2      | 14    | Harvest, Mechanical, Thin, Machine, Loblolly         | 85                  | \$2,975.00   | \$47,549.85         |                       |
| 18 9N 1E  | 5      | 1     | Harvest, Mechanical, 1st Thin, Machine, Loblolly     | 104                 | \$3,640.00   | \$29,999.84         |                       |
| 18 9N 1E  | 5      | 6     | Harvest, Mechanical, Thin, Machine, Loblolly         | 134                 | \$4,690.00   | \$39,200.36         |                       |
| 18 9N 1E  | 7      | 7     | Harvest, Mechanical, 1st Thin, Machine, Loblolly     | 27                  | \$945.00     | \$8,000.10          |                       |
| 18 9N 1E  | 7      | 12    | Harvest, Mechanical, 1st Thin, Machine, Loblolly     | 12                  | \$420.00     | \$3,600.00          |                       |
| 35 10N 1W | 2      | 8     | Harvest, Mechanical, Thin, Machine, Loblolly         | 52                  | \$1,820.00   | \$23,660.00         |                       |
| 36 9N 2E  | 1      | 1     | Harvest, Mechanical, 2nd Thin, Machine, Loblolly     | 184                 | \$6,440.00   | \$110,000.72        |                       |
| 44 9N 2E  | 1      | 7     | Harvest, Mechanical, 2nd Thin, Machine, Loblolly     | 93                  | \$3,255.00   | \$59,000.13         |                       |
| 55 10N 2E | 5      | 8     | Harvest, Mechanical, Regeneration, Machine, Loblolly | 97                  | \$3,395.00   | \$130,000.37        |                       |
| 55 10N 2E | 6      | 5     | Harvest, Mechanical, Thin, Machine, Loblolly         | 5                   | \$175.00     | \$300.00            |                       |
| 55 10N 2E | 6      | 7     | Harvest, Mechanical, Thin, Machine, Loblolly         | 6                   | \$210.00     | \$1,260.00          |                       |
|           |        |       |  | Yearly Totals       | 934          | \$32,690.00         | \$505,896.23          |
|           |        |       |  | <b>Grand Totals</b> | <b>6,470</b> | <b>\$222,897.10</b> | <b>\$4,611,774.56</b> |

# Property Activities Report

**Filters Applied:** County: Jefferson  
 Client Class: School Trust Land  
 District: Southwest District  
 Client: Jefferson County Schools  
 STR:  
 Year: 2012 Through 2021

| Client Name                     | Plan Year | STR | Act. Name | Method   | Practice | Application | Est. Cost  | Act. Object       | Est. Miles |
|---------------------------------|-----------|-----|-----------|----------|----------|-------------|------------|-------------------|------------|
| <b>Jefferson County Schools</b> |           |     |           |          |          |             |            |                   |            |
| 2012                            |           |     |           |          |          |             |            |                   |            |
| 16 8N 4E                        |           |     |           |          |          |             |            |                   |            |
| Property Activities             |           |     |           |          |          |             |            |                   |            |
|                                 |           |     |           | Maintain | Paint    | Hand        | \$674.91   | Property Boundary | 3.909      |
| Totals                          |           |     |           |          |          |             | \$674.91   |                   | 3.909      |
| 24 10N 1E                       |           |     |           |          |          |             |            |                   |            |
| Property Activities             |           |     |           |          |          |             |            |                   |            |
|                                 |           |     |           | Maintain | Paint    | Hand        | \$675.08   | Property Boundary | 3.91       |
| Totals                          |           |     |           |          |          |             | \$675.08   |                   | 3.91       |
| 44 9N 2E                        |           |     |           |          |          |             |            |                   |            |
| Property Activities             |           |     |           |          |          |             |            |                   |            |
|                                 |           |     |           | Maintain | Paint    | Hand        | \$767.35   | Property Boundary | 4.404      |
| Totals                          |           |     |           |          |          |             | \$767.35   |                   | 4.404      |
| Summary for 'PlanYear' = 2012   |           |     |           |          |          |             |            |                   |            |
| Totals                          |           |     |           |          |          |             | \$2,117.35 |                   | 12.223     |
| 2013                            |           |     |           |          |          |             |            |                   |            |
| 16 9N 3E                        |           |     |           |          |          |             |            |                   |            |
| Property Activities             |           |     |           |          |          |             |            |                   |            |
|                                 |           |     |           | Maintain | Paint    | Hand        | \$829.17   | Property Boundary | 3.926      |
| Totals                          |           |     |           |          |          |             | \$829.17   |                   | 3.926      |
| 16 10N 3E                       |           |     |           |          |          |             |            |                   |            |

| Client Name | Plan Year   | STR              | Act. Name           | Method   | Practice | Application                   | Est. Cost  | Act. Object       | Est. Miles |
|-------------|-------------|------------------|---------------------|----------|----------|-------------------------------|------------|-------------------|------------|
|             |             |                  | Property Activities |          |          |                               |            |                   |            |
|             |             |                  |                     | Maintain | Paint    | Hand                          | \$540.67   | Property Boundary | 2.048      |
|             |             |                  |                     |          |          | Totals                        | \$540.67   |                   | 2.048      |
|             |             | <b>55 10N 2E</b> | Property Activities |          |          |                               |            |                   |            |
|             |             |                  |                     | Maintain | Paint    | Hand                          | \$857.10   | Property Boundary | 4.638      |
|             |             |                  |                     |          |          | Totals                        | \$857.10   |                   | 4.638      |
|             |             |                  |                     |          |          | Summary for 'PlanYear' = 2013 |            |                   |            |
|             |             |                  |                     |          |          | Totals                        | \$2,226.95 |                   | 10.612     |
|             | <b>2014</b> |                  | Property Activities |          |          |                               |            |                   |            |
|             |             | <b>18 9N 1E</b>  | Property Activities |          |          |                               |            |                   |            |
|             |             |                  |                     | Maintain | Paint    | Hand                          | \$1,065.93 | Property Boundary | 5.047      |
|             |             |                  |                     |          |          | Totals                        | \$1,065.93 |                   | 5.047      |
|             |             | <b>51 8N 1W</b>  | Property Activities |          |          |                               |            |                   |            |
|             |             |                  |                     | Maintain | Paint    | Hand                          | \$781.18   | Property Boundary | 2.959      |
|             |             |                  |                     |          |          | Totals                        | \$781.18   |                   | 2.959      |
|             |             | <b>51 9N 1W</b>  | Property Activities |          |          |                               |            |                   |            |
|             |             |                  |                     | Maintain | Paint    | Hand                          | \$805.20   | Property Boundary | 3.05       |
|             |             |                  |                     |          |          | Totals                        | \$805.20   |                   | 3.05       |
|             |             |                  |                     |          |          | Summary for 'PlanYear' = 2014 |            |                   |            |
|             |             |                  |                     |          |          | Totals                        | \$2,652.30 |                   | 11.056     |
|             | <b>2015</b> |                  | Property Activities |          |          |                               |            |                   |            |
|             |             | <b>16 8N 2E</b>  | Property Activities |          |          |                               |            |                   |            |

| Client Name | Plan Year   | STR              | Act. Name           | Method   | Practice | Application                   | Est. Cost  | Act. Object       | Est. Miles |
|-------------|-------------|------------------|---------------------|----------|----------|-------------------------------|------------|-------------------|------------|
|             |             |                  |                     | Maintain | Paint    | Hand                          | \$834.87   | Property Boundary | 3.953      |
|             |             |                  |                     |          |          | Totals                        | \$834.87   |                   | 3.953      |
|             |             | <b>35 10N 1W</b> |                     |          |          |                               |            |                   |            |
|             |             |                  | Property Activities |          |          |                               |            |                   |            |
|             |             |                  |                     | Maintain | Paint    | Hand                          | \$929.25   | Property Boundary | 3.911      |
|             |             |                  |                     |          |          | Totals                        | \$929.25   |                   | 3.911      |
|             |             |                  |                     |          |          | Summary for 'PlanYear' = 2015 |            |                   |            |
|             |             |                  |                     |          |          | Totals                        | \$1,764.13 |                   | 7.864      |
|             | <b>2016</b> |                  |                     |          |          |                               |            |                   |            |
|             |             | <b>16 8N 3E</b>  |                     |          |          |                               |            |                   |            |
|             |             |                  | Property Activities |          |          |                               |            |                   |            |
|             |             |                  |                     | Maintain | Paint    | Hand                          | \$1,056.53 | Property Boundary | 4.002      |
|             |             |                  |                     | Maintain | Paint    | Hand                          | \$691.83   | Property Boundary | 4.007      |
|             |             |                  |                     |          |          | Totals                        | \$1,748.36 |                   | 8.009      |
|             |             | <b>16 9N 4E</b>  |                     |          |          |                               |            |                   |            |
|             |             |                  | Property Activities |          |          |                               |            |                   |            |
|             |             |                  |                     | Maintain | Paint    | Hand                          | \$864.60   | Property Boundary | 3.275      |
|             |             |                  |                     |          |          | Totals                        | \$864.60   |                   | 3.275      |
|             |             | <b>36 9N 2E</b>  |                     |          |          |                               |            |                   |            |
|             |             |                  | Property Activities |          |          |                               |            |                   |            |
|             |             |                  |                     | Maintain | Paint    | Hand                          | \$539.98   | Property Boundary | 2.764      |
|             |             |                  |                     |          |          | Totals                        | \$539.98   |                   | 2.764      |
|             |             |                  |                     |          |          | Summary for 'PlanYear' = 2016 |            |                   |            |
|             |             |                  |                     |          |          | Totals                        | \$3,152.94 |                   | 14.048     |
|             | <b>2017</b> |                  |                     |          |          |                               |            |                   |            |
|             |             | <b>16 8N 4E</b>  |                     |          |          |                               |            |                   |            |
|             |             |                  | Property Activities |          |          |                               |            |                   |            |

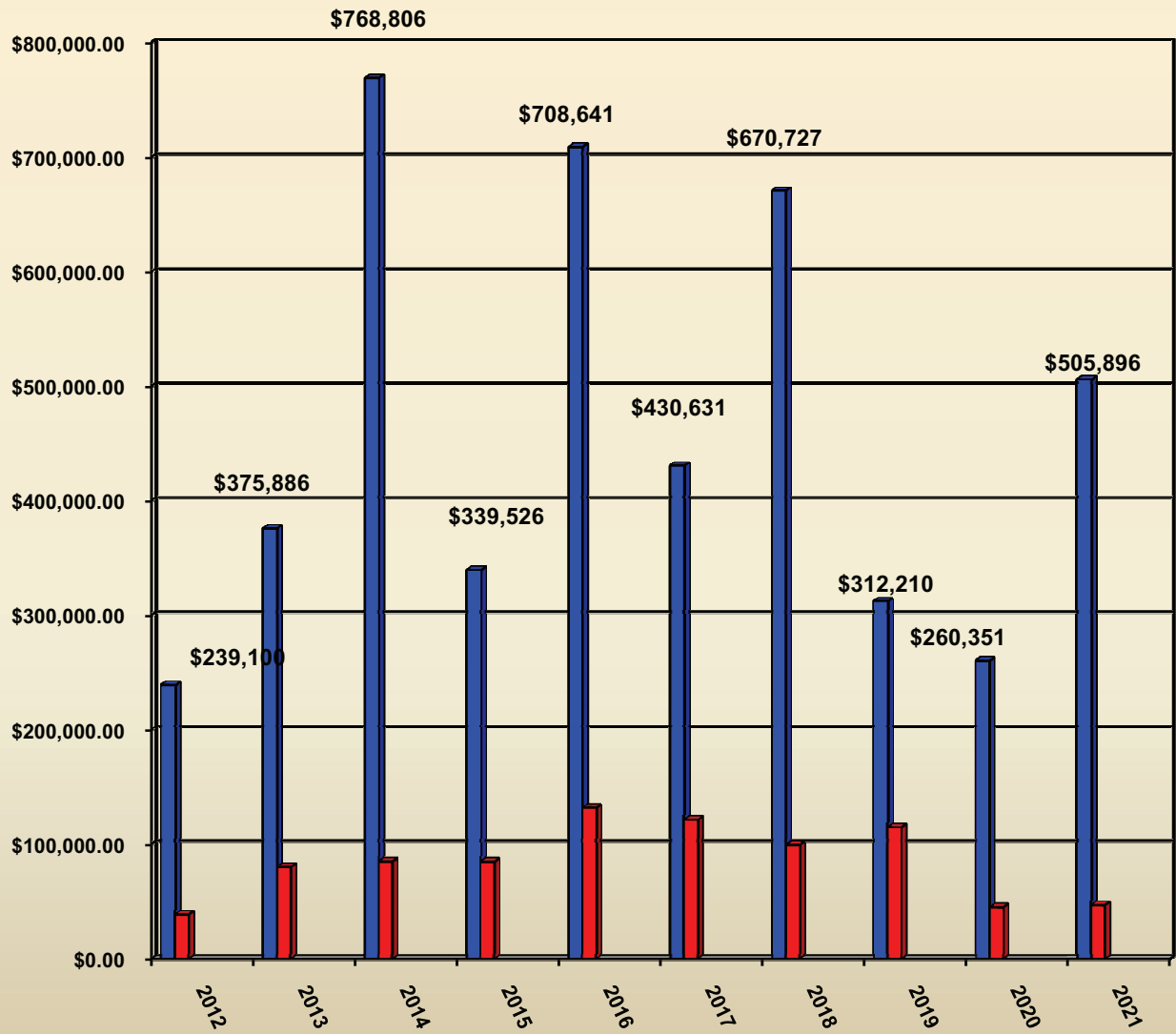


| Client Name | Plan Year | STR              | Act. Name           | Method   | Practice | Application | Est. Cost                     | Act. Object       | Est. Miles |
|-------------|-----------|------------------|---------------------|----------|----------|-------------|-------------------------------|-------------------|------------|
|             |           |                  |                     | Maintain | Paint    | Hand        | \$674.91                      | Property Boundary | 3.909      |
|             |           |                  |                     |          |          |             | Totals                        | \$674.91          | 3.909      |
|             |           | <b>24 10N 1E</b> | Property Activities |          |          |             |                               |                   |            |
|             |           |                  |                     | Maintain | Paint    | Hand        | \$675.08                      | Property Boundary | 3.91       |
|             |           |                  |                     |          |          |             | Totals                        | \$675.08          | 3.91       |
|             |           | <b>44 9N 2E</b>  | Property Activities |          |          |             |                               |                   |            |
|             |           |                  |                     | Maintain | Paint    | Hand        | \$813.86                      | Property Boundary | 4.404      |
|             |           |                  |                     |          |          |             | Totals                        | \$813.86          | 4.404      |
|             |           |                  |                     |          |          |             | Summary for 'PlanYear' = 2017 |                   |            |
|             |           |                  |                     |          |          |             | Totals                        | \$2,163.86        | 12.223     |
|             |           | <b>2018</b>      |                     |          |          |             |                               |                   |            |
|             |           | <b>16 9N 3E</b>  | Property Activities |          |          |             |                               |                   |            |
|             |           |                  |                     | Maintain | Paint    | Hand        | \$829.17                      | Property Boundary | 3.926      |
|             |           |                  |                     |          |          |             | Totals                        | \$829.17          | 3.926      |
|             |           | <b>16 10N 3E</b> | Property Activities |          |          |             |                               |                   |            |
|             |           |                  |                     | Maintain | Paint    | Hand        | \$540.67                      | Property Boundary | 2.048      |
|             |           |                  |                     |          |          |             | Totals                        | \$540.67          | 2.048      |
|             |           | <b>55 10N 2E</b> | Property Activities |          |          |             |                               |                   |            |
|             |           |                  |                     | Maintain | Flag     | Hand        | \$857.10                      | Property Boundary | 4.638      |
|             |           |                  |                     |          |          |             | Totals                        | \$857.10          | 4.638      |
|             |           |                  |                     |          |          |             | Summary for 'PlanYear' = 2018 |                   |            |
|             |           |                  |                     |          |          |             | Totals                        | \$2,226.95        | 10.612     |

| Client Name | Plan Year   | STR              | Act. Name           | Method   | Practice | Application                   | Est. Cost  | Act. Object       | Est. Miles |
|-------------|-------------|------------------|---------------------|----------|----------|-------------------------------|------------|-------------------|------------|
|             | <b>2019</b> |                  |                     |          |          |                               |            |                   |            |
|             |             | <b>18 9N 1E</b>  |                     |          |          |                               |            |                   |            |
|             |             |                  | Property Activities |          |          |                               |            |                   |            |
|             |             |                  |                     | Maintain | Paint    | Hand                          | \$1,065.93 | Property Boundary | 5.047      |
|             |             |                  |                     |          |          | Totals                        | \$1,065.93 |                   | 5.047      |
|             |             | <b>51 8N 1W</b>  |                     |          |          |                               |            |                   |            |
|             |             |                  | Property Activities |          |          |                               |            |                   |            |
|             |             |                  |                     | Maintain | Paint    | Hand                          | \$781.18   | Property Boundary | 2.959      |
|             |             |                  |                     |          |          | Totals                        | \$781.18   |                   | 2.959      |
|             |             | <b>51 9N 1W</b>  |                     |          |          |                               |            |                   |            |
|             |             |                  | Property Activities |          |          |                               |            |                   |            |
|             |             |                  |                     | Maintain | Paint    | Hand                          | \$805.20   | Property Boundary | 3.05       |
|             |             |                  |                     |          |          | Totals                        | \$805.20   |                   | 3.05       |
|             |             |                  |                     |          |          | Summary for 'PlanYear' = 2019 |            |                   |            |
|             |             |                  |                     |          |          | Totals                        | \$2,652.30 |                   | 11.056     |
|             | <b>2020</b> |                  |                     |          |          |                               |            |                   |            |
|             |             | <b>16 8N 2E</b>  |                     |          |          |                               |            |                   |            |
|             |             |                  | Property Activities |          |          |                               |            |                   |            |
|             |             |                  |                     | Maintain | Paint    | Hand                          | \$834.87   | Property Boundary | 3.953      |
|             |             |                  |                     |          |          | Totals                        | \$834.87   |                   | 3.953      |
|             |             | <b>35 10N 1W</b> |                     |          |          |                               |            |                   |            |
|             |             |                  | Property Activities |          |          |                               |            |                   |            |
|             |             |                  |                     | Maintain | Paint    | Hand                          | \$1,032.50 | Property Boundary | 3.911      |
|             |             |                  |                     |          |          | Totals                        | \$1,032.50 |                   | 3.911      |
|             |             |                  |                     |          |          | Summary for 'PlanYear' = 2020 |            |                   |            |
|             |             |                  |                     |          |          | Totals                        | \$1,867.38 |                   | 7.864      |
|             | <b>2021</b> |                  |                     |          |          |                               |            |                   |            |

| Client Name         | Plan Year | STR             | Act. Name           | Method   | Practice | Application                                 | Est. Cost          | Act. Object       | Est. Miles     |
|---------------------|-----------|-----------------|---------------------|----------|----------|---|--------------------|-------------------|----------------|
|                     |           | <b>16 8N 3E</b> | Property Activities | Maintain | Paint    | Hand  | \$691.83           | Property Boundary | 4.007          |
|                     |           |                 |                     | Maintain | Paint    | Hand  | \$1,056.53         | Property Boundary | 4.002          |
|                     |           |                 |                     |          |          | Totals                                      | \$1,748.36         |                   | 8.009          |
|                     |           | <b>16 9N 4E</b> | Property Activities | Maintain | Paint    | Hand  | \$864.60           | Property Boundary | 3.275          |
|                     |           |                 |                     |          |          | Totals                                      | \$864.60           |                   | 3.275          |
|                     |           | <b>36 9N 2E</b> | Property Activities | Maintain | Paint    | Hand  | \$583.76           | Property Boundary | 2.764          |
|                     |           |                 |                     |          |          | Totals                                      | \$583.76           |                   | 2.764          |
|                     |           |                 |                     |          |          | Summary for 'PlanYear' = 2021               |                    |                   |                |
|                     |           |                 |                     |          |          | Totals                                      | \$3,196.72         |                   | 14.048         |
|                     |           |                 |                     |          |          | <b>Summary for Jefferson County Schools</b> |                    |                   |                |
|                     |           |                 |                     |          |          | <b>Totals</b>                               | <b>\$24,020.86</b> |                   | <b>111.606</b> |
| <b>Grand Totals</b> |           |                 |                     |          |          |   | <b>\$24,020.86</b> |                   | <b>111.61</b>  |

# JEFFERSON COUNTY REVENUE – EXPENSES 2012-2021



■ REVENUE  
■ EXPENSE

These are estimated Revenue and Expenses

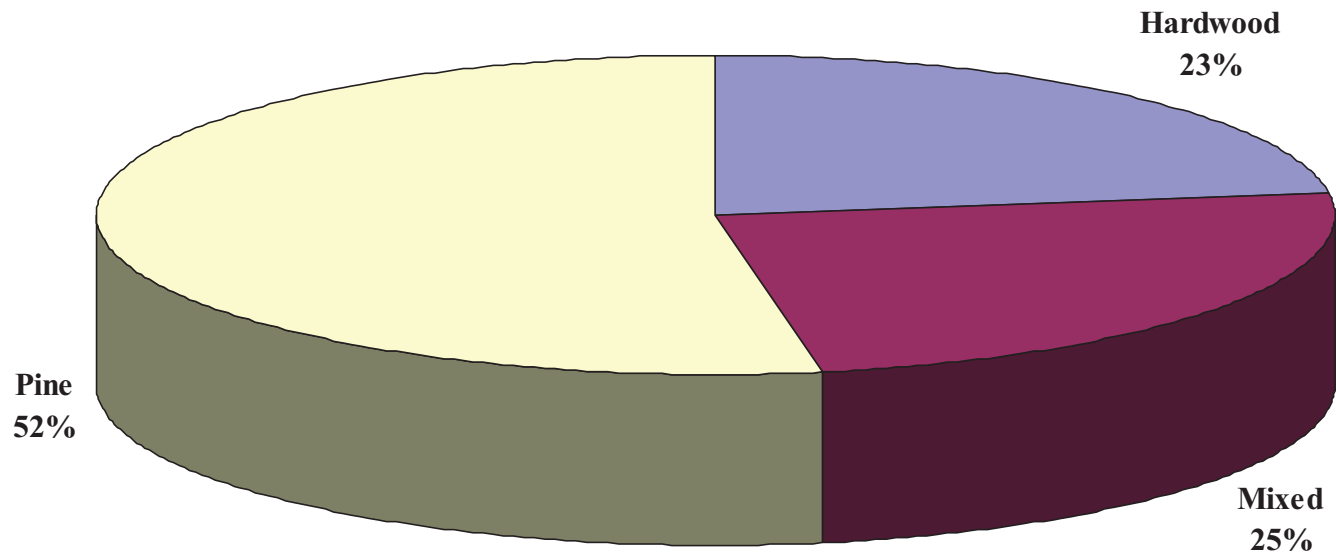
**Filters Applied:**

County: Jefferson  
Client Class: School Trust Land

District: Southwest District  
Client: Jefferson County Schools

STR:

### Broad Cover Type Distribution



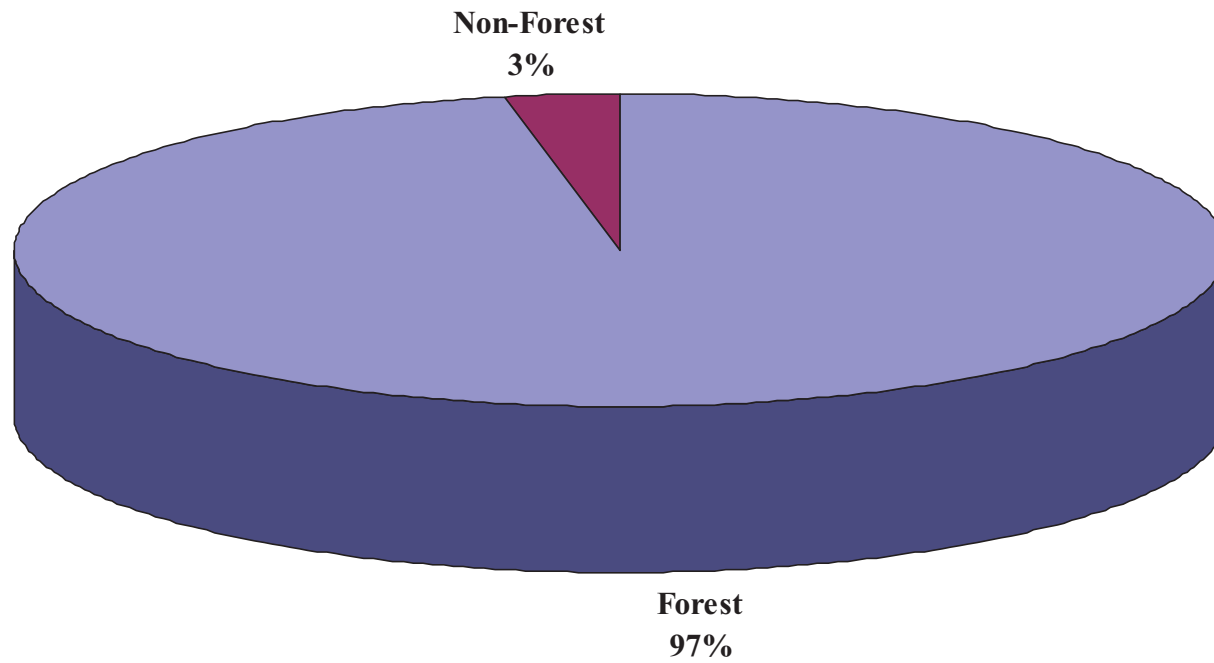
**Filters Applied:**

County: Jefferson  
Client Class: School Trust Land

District: Southwest District  
Client: Jefferson County Schools

STR:

### Land Use Distribution



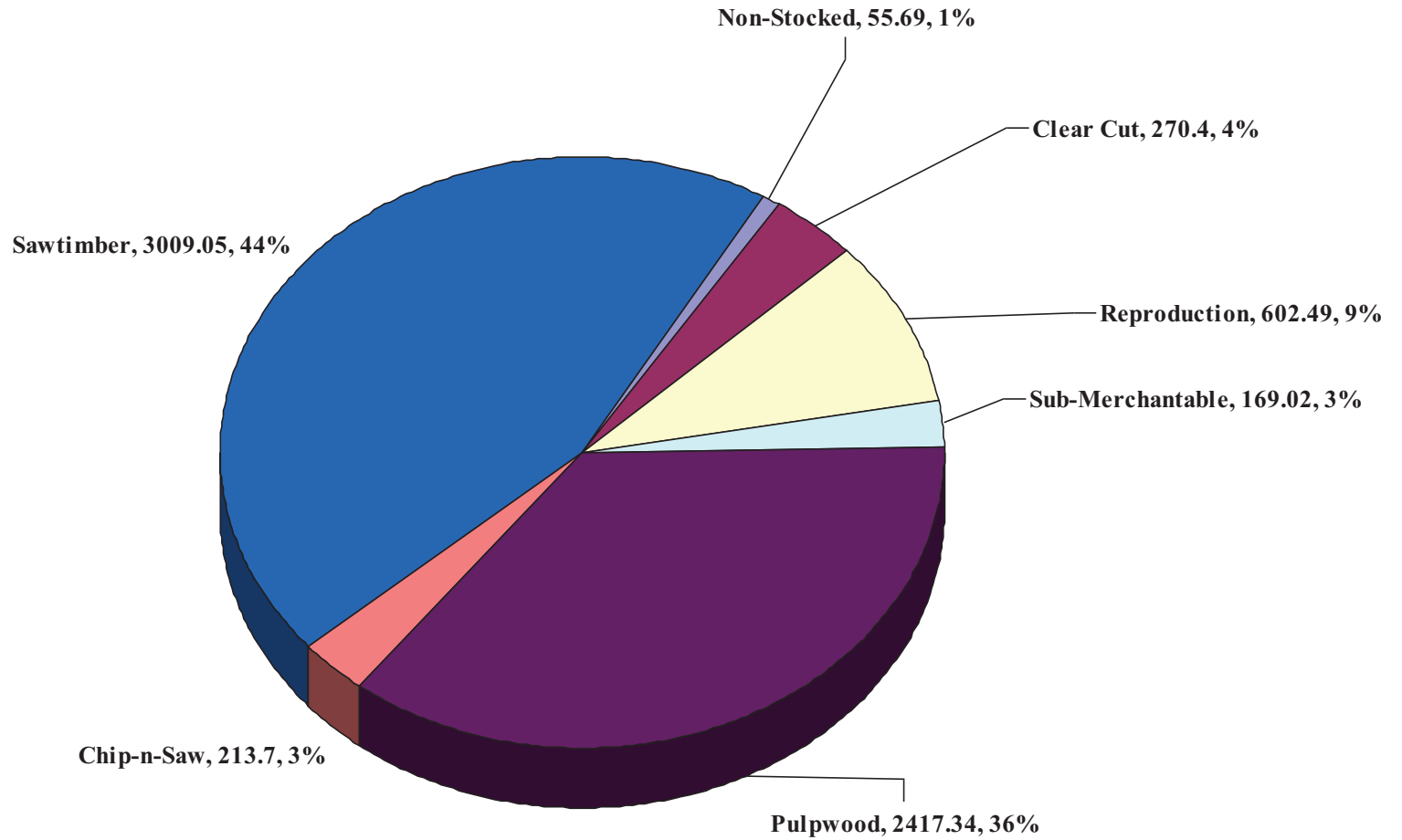
**Filters Applied:**

County: Jefferson  
Client Class: School Trust Land

District: Southwest District  
Client: Jefferson County Schools

STR:

### Forested Stands Class Distribution by Acres



**Filters Applied:**

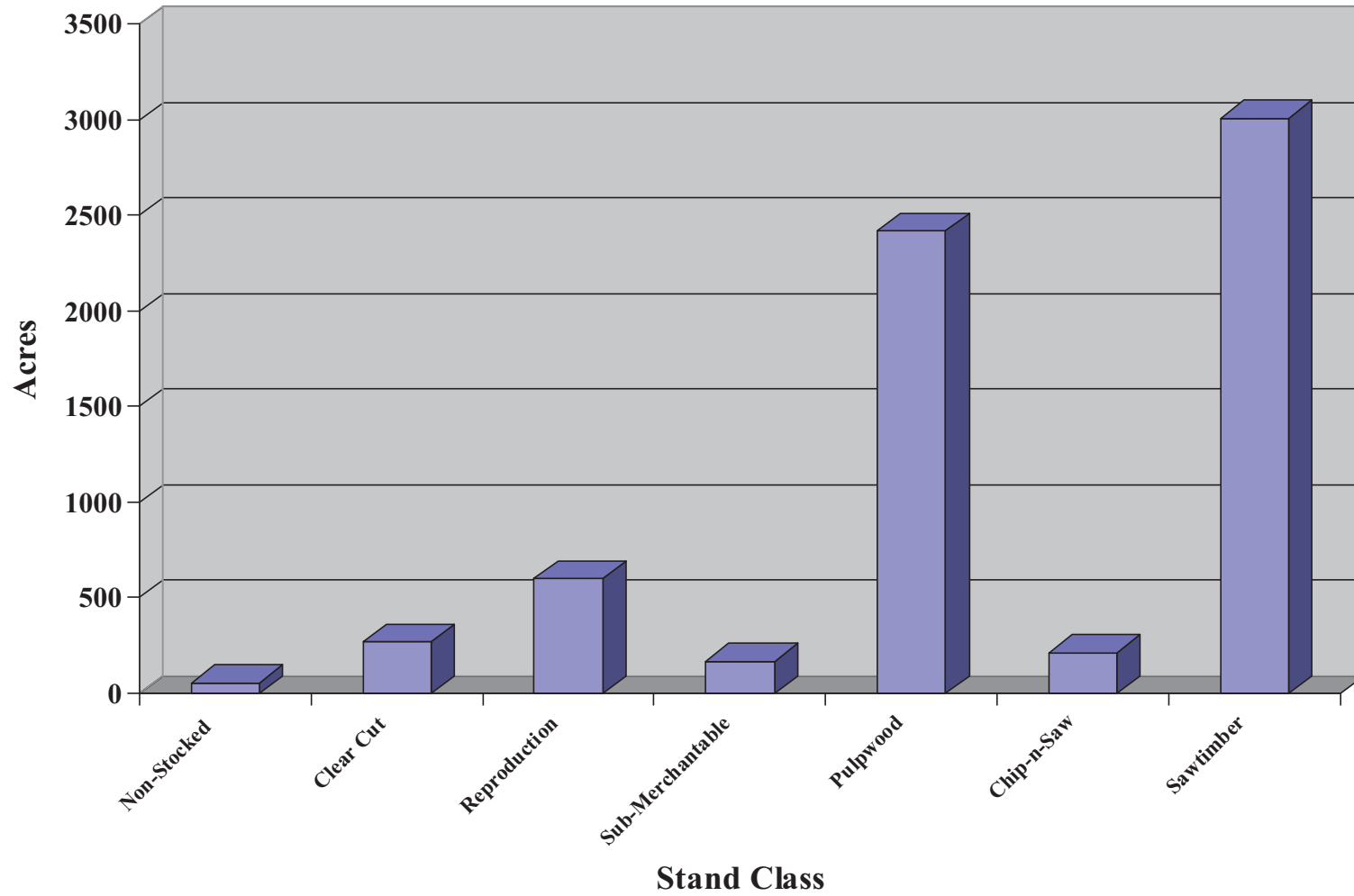
County: Jefferson  
District: Southwest District

Client: Jefferson County Schools  
STR:

Broad Cover Type:  
Client Class: School Trust Land

Stand Age: Through

### Forested Stands Graph





**Filters Applied:**

County: Jefferson  
District: Southwest District

Client: Jefferson County Schools  
STR:

Broad Cover Type:  
Client Class: School Trust Land

Stand Age: Through

### Age Distribution Graph

